

APPENDICES

LESSON PLAN

School	: MTs Mazro'atul Huda Wonorenggo
Class /Semester	: VII/ 1
Material	: It's Me
Time	: 2 Meetings

A. Standard Competence

Understanding the simple instruction and information about it's me.

B. Basic Competence

1.1. Being grateful for the opportunity to learn English as the language of instruction

International communication is realized in the spirit of learning

2.3. Demonstrate responsibility, confidence, cooperation, in carrying out functional communication

3.2. Understanding social functions, text structure, and linguistic elements in the text self introduction. And the response, according to the context of its use.

C. Indicators:

1. Students are able to identify the sentence structure used in introducing yourself

2. Students are able to ask yourself about identity

3. Students are able to responde the questions about identity

D. Learning Objective

1. Students can identify social functions, text structure, and linguistic elements in self-introduction texts.

2. Students can arrange simple oral and written texts about self-introduction.

E. Material

1. Self introduction (perkenalan diri)

Ketika kita ingin memperkenalkan diri kita sendiri kepada orang lain, maka berikut adalah ungkapan/ekspresi yang lazim di gunakan:

- Let me introduce my self
- Allow me to introduce my self
- I would like to introduce my self, my name is
- Good morning everybody, my name is..

2. Introducing other to anoter (memperkenalkan orang lain)

Cara memperkenalkan orang lain, berikut adalah gambar/ ekspresi umum yang di gunakan:

- I would like to introduce you to...
- Let me introduce you to...
- I would like yo to meet...
- I want to introduce you to...
- Hi Ernis, This is Soni, Soni, this is Erna

3. Asking for and telling address (menanyakan alamat dan cara merosponnya)

Asking for people's address

responses

- | | |
|---------------------------|---------------------------------|
| - Where do you live | - I live in Gondang Manis Kudus |
| - What's your address? | - Jalan pattimura no 25 Kudus |
| - Where are you from? | - I'm from kudus |
| - Where do you come from? | - I come from Kudus |

F. Learning Media / Tehnique

Video about self introduction, projector. Scientific approach

G. Steps of teaching and learning process

First meeting of cycle 1

No	Structure	Teaching Learning actives	Time
	OPENING	<ul style="list-style-type: none"> - Greeting - Checking the attendance list - Checking the students' readiness - Teacher gives some question to the students related to the material. - Teacher gives question to the students about theme of the lesson, so the students will know what they are going to learn. 	5 minutes

	MAIN ACTIVITY		
		<ul style="list-style-type: none"> - The teacher explains the material about self introduction. - Students observe the explanation which is explained by the teacher. - Students write information about expressions introducing themselves obtained from the teacher's explanation. 	15 minutes
		<ul style="list-style-type: none"> - The teacher implements repetition drill technique in teaching and learning process. - The students say expressions of introducing themselves and their responses based on the text. - Students repeat what the teacher said 	20 minutes
		<ul style="list-style-type: none"> - The teacher play a video about self introduction and the students try to repeat what they are hearing. 	15 minutes
	CLOSING	<ul style="list-style-type: none"> - Teacher gives reflection by asking what the students feel and what they got from the lesson today. - Teacher gives summary - closing 	5 minutes

Second meeting of cycle 1

No	Structure	Teaching Learning actives	Time
----	-----------	---------------------------	------

	OPENING	<ul style="list-style-type: none"> - Greeting - Checking the attendance list - Checking the students' readiness - Teacher gives some question to the Material which already learned in the previous meeting. 	5 minutes
	MAIN ACTIVITY		
		<ul style="list-style-type: none"> - The teacher asks the students one by one about the self introduction which is already explained the previous meeting to know whether the students understand the material or not. 	15 minutes
		<ul style="list-style-type: none"> - The teacher implements repetition drill technique. - The students repeat the phrase expression of the identity or self introduction. 	25 minutes
		<ul style="list-style-type: none"> - Student tries to repeat and pronounce well one by one based on what the teacher said. 	
		<ul style="list-style-type: none"> - Students individually try to practice their English one by one in front of the class 	10 minutes
	CLOSING	<ul style="list-style-type: none"> - Teacher gives reflection by asking what the students feel and what they got from the lesson today. - Summary and closing 	5 minutes

H. Learning Resource

2013. When English Rings The Bell. Jakarta. Kemendikbud.

I. Evaluation

- Technique : Assessment.
- Type of assessment : written test and oral test

a. Written test

Please write your identity

- Hello, my name is
- I am years old
- I am a student of
- I live in
- My favorite colour is
- My favorite food is
- Nice to meet you.

B. Oral test

Describe your identity in front of the class by using this dialogue orally!

A : Hello, Could you please introduce yourself. What is your name ?

B : My name is how about you?. What is your name?...

A : My name is..... Then how do you spell your name?

B :

A : Oh i see. Then where do you live

B : I live inthen how about you. Where do you live ?.....

A : I live in Jl kemuning No 2 Bae Kudus. Then how old are you ?

B : I am years. Where do you study?...

A : I study at hopw about you where do you study?.

B. I study at

A : Oh i see, nice to meet you

B :

No	Aspect	Score
<i>Knowledge</i>		
1	Communicative Goals	
2	Text wreckage	

3	Vocabulary choice	
4	Grammar choice	
<i>Attitude</i>		
1	Cooperation	
2	responsible	
5	confidence	
<i>Writing Skills</i>		
1	Compliance with the contents	
2	Text wreckage	
3	Vocabulary choice	
4	Grammar choice	
<i>Speaking Skills</i>		
1	Pronunciation	
2	Intonation	
3	Fluency	
4	Accuracy	
Total		
Average score		

B. Scoring guidelines

1. For written test:

- For each correct answer = 1
- Incorrect answer = 1
- Wrong answer = 0.5
- No answer = 0

$$\text{Score} = \frac{\text{total score} \times 10}{6}$$

2. For oral test:

- Scale of assessment is made in a range from 1 to 5.
- Interpretation of numbers:
 - a. 1 = very lacking
 - b. 2 = less
 - c. 3 = enough
 - d. 4 = good
 - e. 5 = very good

Kudus, 14th of March 2018

Approved by

Arranged by

The English Teacher

The Researcher

LESSON PLAN

School : MTs Mazro'atul Huda Wonorenggo
Class /Semester : VII/ 1
Material : My new world
Time : 2 Meetings

J. Standard Competence

Understanding the simple instruction and information about my new world.


K. Basic Competence

1.1. Being grateful for the opportunity to learn English as the language of instruction
International communication is realized in the spirit of learning

2.3. Demonstrate responsibility, confidence, cooperation, in carrying out functional
communication

3.2. Understanding social functions, text structure, and linguistic elements in the text
self introduction. And the response, according to the context of its use.

L. Indicators:



3.4.1 students can identify social functions, text structures and linguistic elements of oral and written transactional interaction texts that involve the act of giving and asking for information related to the name things that are close to students' daily lives according to the context of their use.

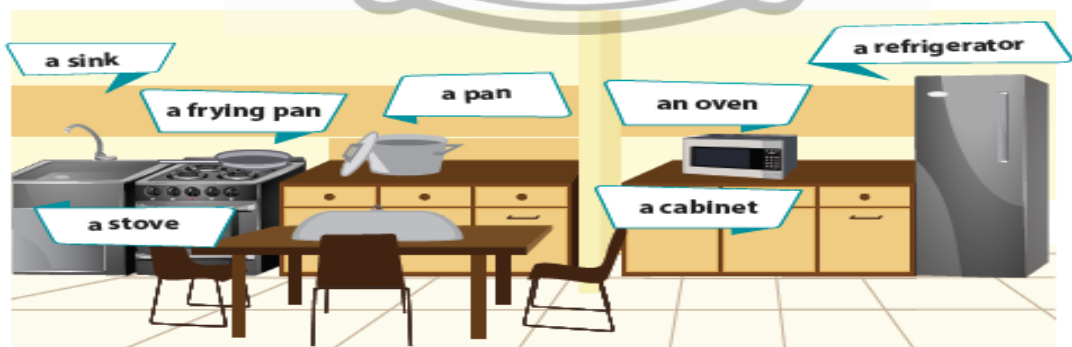
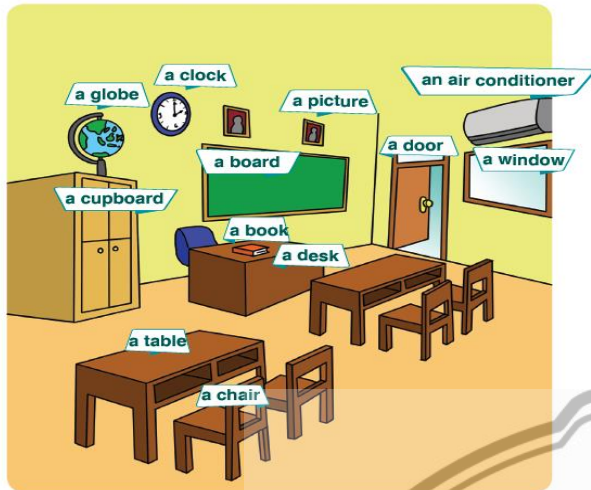
4.2.1 Students can arrange very short and simple oral and written interaction texts that involve the act of giving and requesting information related to the name of things.

4.2.2 Students can compile very short and simple oral and written interaction texts that involve the act of giving and asking for information related to the name of things that are correct and in context.

M. Learning Objective

1. Students can identify social functions, text structure, and linguistic elements in my new world.
2. Students can arrange very short and simple oral and written interaction texts related to the name of things.

E. Material



My new world

In this chapter, we are going to learn about things around us.

1. The classroom

Vocabulary list



A globe



A clock



chair



table



book



A board



Air conditioner



Window



Picture

2. The livingroom

Vocabulary list



A sofa



a pair of curtains



Lamp



Telephone



Carpet



Television



picture

3. The kitchen



Stove

Frying pan

Sink

Refrigerator



An oven

Pan

Kitchen cabinet

Read the following text below.

Anton : Do you know the things in kitchen?

Ana : Yes, I know

Anton : What is this?



Ana : It's stove

Anton : How about this, what is it?



Ana : it's an oven. how about you?....

Do you know things in the livingroom?... because i don't know about the things inthe livingroom.

Anton : Yes, I know

Ana : Do you know what is it?



Anton : It's sofa

Ana : How about this, what is it?



Anton : It's a curtain.

Ana : Thank you Anton, now i know about the things around the livingroom.

Anton : You're welcome.

TEACHING ACTIVITY

F. Steps of teaching and learning process

First meeting of cycle 2

No	Structure	Teaching Learning actives	Time
	OPENING	<ul style="list-style-type: none"> - Greeting - Checking the attendance list - Checking the students' readiness - Teacher gives some question to the students related to the material. - Teacher asks the students about theme of the lesson, so the students will know what they are going to learn. 	5 minutes
	MAIN ACTIVITY		
		<ul style="list-style-type: none"> - The teacher explains the material about this is my world. - Students pay attention to the teacher who explain the material about my new world. 	15 minutes

		<ul style="list-style-type: none"> - The teacher implements repetition drill technique in teaching and learning process. - The teacher says the model (word or phrase). For example this is table (while the teacher point a table in the class) or the students see the slide. - Students repeats together what they are listening. - Then the students repeat it many times until they remember the vocabulary 	25 minutes
		<ul style="list-style-type: none"> - The teacher gives time for the students to discuss about my new world. 	10 minutes
	CLOSING	<ul style="list-style-type: none"> - Teacher gives reflection by asking what the students feel and what they got from the lesson today. - Teacher gives summary - closing 	5 minutes

Second meeting of cycle 2

No	Structure	Teaching Learning activities	Time
	OPENING	<ul style="list-style-type: none"> - Greeting - Checking the attendance list - Checking the students' readiness - Teacher gives some question to the Material which already learned in the previous meeting. 	5 minutes

	MAIN ACTIVITY		
		<ul style="list-style-type: none"> - The teacher asks the students one by one about the new world which is already explained the previous meeting to know whether the students understand the material or not. 	15 minutes
		<ul style="list-style-type: none"> - Students try to answer the teacher's question. 	
		<ul style="list-style-type: none"> - The teacher implements repetition drill technique. - Students individually try to practice their English about this is my new world with their friends. 	25 minutes
		<ul style="list-style-type: none"> - Students individually try to read the vocabulary about this is this new world one by one. 	
		<ul style="list-style-type: none"> - Students should be able to pronounce the vocabulary well. - Students should be able to remember the new vocabulary. 	10 minutes

	CLOSING	<ul style="list-style-type: none"> - Teacher give reflection by asking what the students feel and what they got from the lesson today. - Summary and closing 	5 minutes
--	---------	--	-----------

G. Learning Resources

LKS KELAS VII MTs Mazro'atul Huda Wonorenggo

H. Assessment

- Technique : Assessment.
- Form of Instrument : Multiple Choice Test
- Category of Scoring : Total of Correct Answer x 10

ACTIVITY I

A. Cross (X) a, b, c, or d in front of the correct answer!

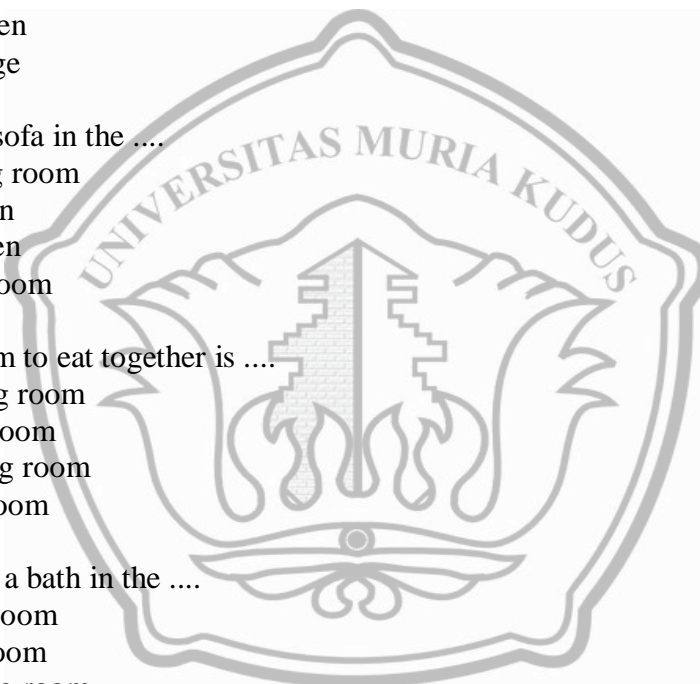
1. The room for sleeping is
 - A. bathroom
 - B. bedroom
 - C. kitchen
 - D. garage

2. We put sofa in the
 - A. living room
 - B. garden
 - C. kitchen
 - D. bathroom

3. The room to eat together is
 - A. living room
 - B. bathroom
 - C. dining room
 - D. bedroom

4. We take a bath in the
 - A. bathroom
 - B. bedroom
 - C. dining room
 - D. garden

5. The students are studying in the
 - A. bedroom



- B. toilet
- C. canteen
- D. classroom

B. Please fill in the blanks with the correct answer based on the picture.

6. what is it?.....



7. what is it?.....



8. what is it?.....



9. what is it?.....



10. what is it?.....



ACTIVITY II

please put these things into the right category.


- | | | | |
|-----------------|-----------------|-----------|--------------------|
| A. stove | D. refrigerator | G. carpet | J. air conditioner |
| B. sink | E. sofa | H. table | K. globe |
| C. a frying pan | F. television | I. chair | L. Oven |

NO	Things in the living room	Things in the kitchen	Things in the classroom
1			
2			
3			
4			
5			
6			
7			
8			
9			
10			
11			
12			

ACTIVITY III

Observe your class and list things you find in the class.

1. Board
2.
3.
4.
5.
6.
7.
8.
9.



10.

Kudus, 28th of March 2019

Approved by

Arranged by

The English Teacher

The Researcher

PEMOHONAN UJIAN SKRIPSI

Name : SITI AFIFAH
NIM : 201632084
Program Studi : Pendidikan Bahasa Inggris

Mengajukan Permohonan menempuh ujian skripsi


Bersama ini kami lampirkan hal hal sebagai berikut:

1. Surat pernyataan tentang originalitas skripsi.
2. Surat keterangan selesai bimbingan skripsi.
3. Naskah Skripsi 4 eksemplar.
4. Tanda bukti biaya bimbingan dan ujian skripsi.
5. Transkrip nilai yang telah lulus dengan IPK minimal 3.0.

Mengetahui,

Kudus, 15th of July 2019

Ka. Prodi Pendidikan Bahasa Inggris


Nuraeningsih, SPd, M.Pd.

Pemohon


SITI AFIFAH

YAYASAN PEMBINA UNIVERSITAS MURIA KUDUS
UNIVERSITAS MURIA KUDUS
FAKULTAS KEGURUAN DAN ILMU PENDIDIKAN
Kampus UMK Gondangmanis Bae Kudus PO BOX 53 Phone/ Fax 0291-438229

KETERANGAN SELESAI BIMBINGAN

Yang bertanda tangan di bawah ini:

Nama : Nuraeningsih, S.Pd, M.Pd.

NIDN : 0612077901

Jabatan : Pembimbing I

Nama : Rusiana S.Pd, M.Pd

NIDN : 0611118301

Jabatan : Pembimbing II

Menerangkan bahwa

Nama : Siti Afifah

NIM : 201632084

Program Studi : Pendidikan Bahasa Inggris.

Telah menyelesaikan bimbingan skripsi dengan Judul:


Improving students' vocabulary mastery by using Repetition Drill Technique.


Demikian surat keterangan ini dibuat sebagai syarat mengajukan permohonan ujian terakhir.

Kudus, 15th of July 2019

Pembimbing II

Pembimbing I


Rusiana S.Pd, M.Pd
NIDN. 0611118301


Nuraeningsih, S.Pd, M.Pd.
NIDN. 0612077901

YAYASAN PEMBINA UNIVERSITAS MURIA KUDUS
UNIVERSITAS MURIA KUDUS
FAKULTAS KEGURUAN DAN ILMU PENDIDIKAN
Kampus UMK Gondangmanis Bae Kudus PO BOX 53 Phone/ Fax 0291-438229

STATEMENT

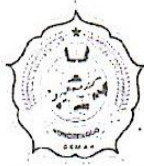
Name : Siti Afifah
NIM : 201632084
Study Program : English Education
Skripsi Title : Improving students' vocabulary mastery by using repetition drill technique.

State that this skripsi is indeed the scientific work of mine, not that others. I only make some certain quotations from others as references. I need to support my skripsi.

I am fully responsible for this statement.

Kudus, 15th of July 2019


SITI AFIFAH



YAYASAN PENDIDIKAN ISLAM MAZRO'ATUL HUDA WONORENGGO
MADRASAH TSANAWIYAH
MAZRO'ATUL HUDA WONORENGGO KAB. DEMAK
TERAKREDITASI A
Jln. Ky. Hasyim No.69 Wonorenggo- Cangkring Rembang, Karanganyar, Demak 59582

SURAT KETERANGAN

Nomor :MTs/Mazda/PP. 005/048/2019

Kepala MTs Mazro'atul Huda Wonorenggo, menerangkan bahwa mahasiswa Fakultas Keguruan dan Ilmu Pendidikan Universitas Muria Kudus tersebut di bawah ini:

Nama : Siti Afifah
NIM : 201632084
Program Studi : Pendidikan Bahasa Inggris

Telah mengadakan penelitian di MTs Mazro'atul Huda Wonorenggo pada tanggal 7 s.d 28 Maret 2019 Untuk pembuatan skripsi dengan judul: **“Improving Students’ Vocabulary Mastery By Using Repetition Drill Technique”**

Demikian harap yang berkepentingan maklum.

Wonorenggo, 29 Mei 2019
Kepala Madrasah

ALI MAS'ADI, S.Ag., MM

Formulir B5

PENILAIAN UJIAN SKRIPSI

Nama Mahasiswa :
 NIM/Semester :
 Program Studi :
 Judul Skripsi :

NO.	ASPEK PENILAIAN	NILAI MAKSIMAL	NILAI DIPEROLEH
1	JUDUL a. Mencerminkan isi b. Pemilihan kata c. Menarik d. Orisinal	4 4 4 4	
2	ISI SKRIPSI a. Kekinian masalah (up to date) b. Keselarsan dengan judul c. Keruntutan pemaparan ide d. Ketajaman analisis/pembahasan e. Ketepatan saran f. Kepustakaan	8 5 10 10 5 6	
3	PENGGUNAAN BAHASA Penggunaan bahasa yang baik, benar, dan berterima	10	
4	PENAMPILAN DALAM UJIAN a. Penguasaan materi b. Penguasaan metodologi c. Kemampuan argumentasi	10 10 10	
JUMLAH		100	

Keterangan:
 85 - 100 A
 75 - 84 AB
 67 - 74 B
 61 - 66 BC

Kudus,
 Penguji,

Nama dan Tanda tangan

144

Pedoman Skripsi FKIP-UMK

Formulir B6



YAYASAN PEMBINA UNIVERSITAS MURIA KUDUS
 UNIVERSITAS MURIA KUDUS
 FAKULTAS KEGURUAN DAN ILMU PENDIDIKAN
 Kampus UMK Gondangmanis Bae Kudus Po Box 53 phone/
 fax. 0291-438229

KARTU BIMBINGAN

Nama :
 Nim/semester :
 Program studi :
 Pembimbing : 1.
 2.

No.	Hari/Tanggal	Bagian/Bab/Hasil Yang Dikonsultasikan	Tanda Tangan Pembimbing	Tanda Tangan Mahasiswa	Ket
1.	Senin / 19 Nov '18	Proposal	[Signature]		Peris
2.	Senin / 24 Nov '18	Proposal	[Signature]		Revisi
	Senin / 26 Nov '18	Proposal	[Signature]		OK
	Senin / 3 Des 2018	Chapter 1-3	[Signature]		Revisi

145

No.	Hari/Tanggal	Bagian/Bab/Hasil Yang Dikonsultasikan	Tanda Tangan Pembimbing	Tanda Tangan Mahasiswa	Ket	No.	Hari/Tanggal	Bagian/Bab/Hasil Yang Dikonsultasikan	Tanda Tangan Pembimbing	Tanda Tangan Mahasiswa	Ket
	Senin / 19 Des 2018	Chapter 1-3	[Signature]		Peris		22/12/18	Chapter 4-6	[Signature]		Revisi
	Revisi 18-12-18	Test	[Signature]		Peris		8/1/2019	Chapter 4-6	[Signature]		Revisi
	Senin 20-12-18	Proposal, test, lesson plan	[Signature]		OK		17/1/19	All draft	[Signature]		Peris
	Tjglbrn 22-12-18	proposal, lesson plan, test	[Signature]		Revisi		23/1/19	All draft	[Signature]		OK
	Jumat 28-12-18	proposal	[Signature]		Revisi						
		Ch 4-6	[Signature]		Peris						
		Ch 4-6	[Signature]		OK						

146

Pedoman Skripsi FKIP-UMK

Pedoman Skripsi FKIP-UMK

147



CURRICULUM VITAE

Siti Afifah was born on May 13th, 1993 in Cangkring Karanganyar, Demak. She is Mr. and Mrs. Sarmoin last daughter.

She graduated from Elementary School in 2009 and from Junior High School in 2012 at Mazro'atul Huda Wonorengo. After she graduated from junior high school, she continued her study at Senior High School of Mazro'atul Huda Wonorengo.

When she was at senior high school, she actives in student organization, at that time she was selected as deputy chairman III of OSIS.

And in 2016 she decided to continued her study at Muria Kudus University majoring English Education Department. When she was in college she ever selected as the secretary of UPT Bahasa, in 2017/2018 period. Now, She also an English teacher at Junior High School of Miftahuddin Kedung Waru Kidul, Karanganyar, Demak.

