

## Appendix 1

### Daftar Nama Siswa Kelas VII A

No	Nama Murid	L/P
1	A. Khoiril	L
2	Abdul Rifan	L
3	Ahmad shoheh	L
4	Ahmad Sarif	L
5	Ahmad Yazid	L
6	Aji Sulung Laksono	L
7	Alfia Ristiyani	P
8	Alina Ariyani	P
9	Ana Fitria Ningsih	P
10	Anifatur Rosidah	P
11	Dewi saputri	P
12	Dwi fitria arum sari	P
13	Fitriyani	P
14	Iskhak	L
15	Jamoah	P
16	Jihan avie yusrina	P
17	Lisa fatmawati	P
18	Maftukhatur rohmah	P
19	Muh anif farizi	L
20	Muhammad aminudin	L
21	Muhammad jaiz	L
22	Muhammad zarchoni	L
23	Nafaq mu'izal ula	P
24	Ni'matuzzaidatut taslimah	P
25	Nur fitriatun khasanah	P
26	Nur yatim syafaah putrid	P
27	Rike margi	P
28	Sri asih	P
29	Toyibatun nisa'	P
30	Choirul ramadhani	L
31	Muh.erlanggpa	L

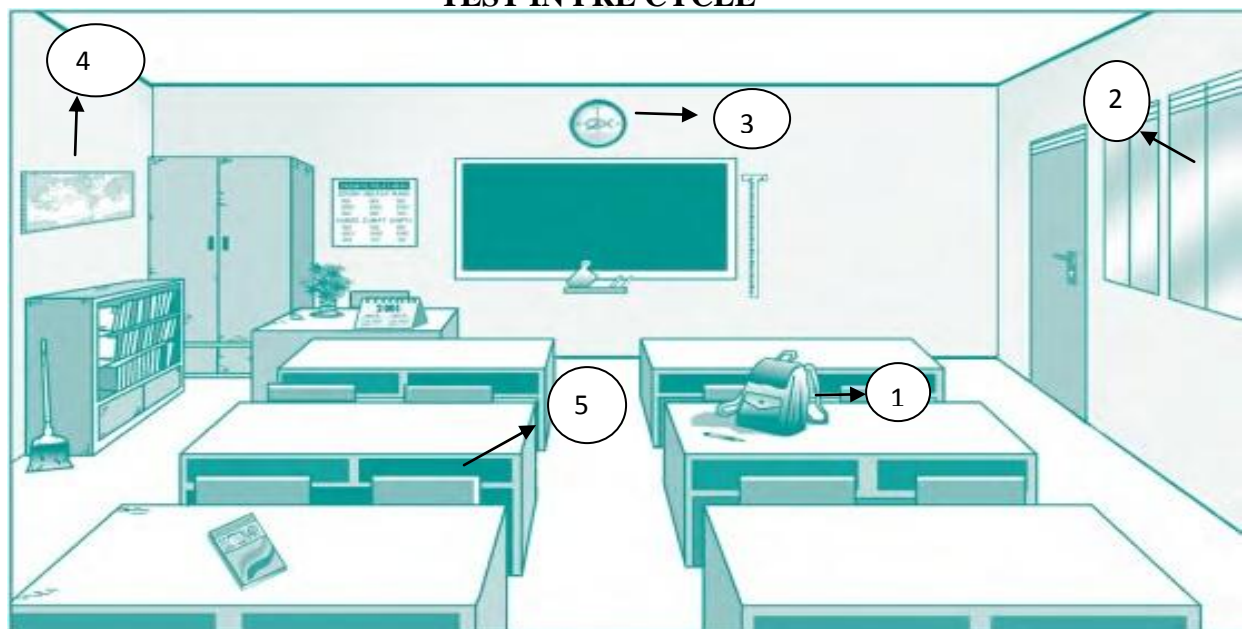
## Appendix 2

Name :

No. :

### Task 1

#### TEST IN PRE CYCLE



1. What is the picture number 1?
  - a. A Door
  - b. A Window
  - c. A Table
  - d. A Bag
2. What is the picture number 2?
  - a. A Book
  - b. A Window
  - c. A Ruler
  - d. A Door
3. What is the picture number 3?
  - a. A Clock
  - b. A Broom
  - c. A Book
  - d. A Blackboard
4. What is the picture number 4?
  - a. A Chair
  - b. A Table
  - c. A Map
  - d. A Book

5. What is the picture number 5?
  - a. A Chair
  - b. A Broom
  - c. A Blackboard
  - d. A Book
6. She is in the kitchen. A kitchen is a room where a person...
  - a. Eats
  - b. Cooks
  - c. Drinks
  - d. Sleeps
7. This house has two bathrooms. A bathroom is a room where a person...
  - a. Iron shirts
  - b. Reads books
  - c. Washes clothes
  - d. Takes a bath
8. The children's bedrooms are upstairs. Upstairs means...
  - a. On a lower floor
  - b. On an upper floor
  - c. To ground floor
  - d. On the ground floor
9. There is a garage on the left side of the house. A garage is a place where...
  - a. A driver sleep
  - b. Cars are stored
  - c. Cars are washed
  - d. House hold appliances are kept
10. This room is for guest. A guest is a person who.....
  - a. Entertains
  - b. Waits for someone
  - c. Visits somebody else
  - d. Sits next to somebody

## Task 2

**Match the sentence with the suitable pair!**

COLUMN A	COLUMN B
1. Stationery	a) Sells car or motorcycles
2. Drugstore	b) Sells fish
3. Fishmonger	c) sells things for writing
4. Butcher	d) Sells medicine
5. Dealer	e) Sells meat, chicken and eggs
6. restaurant	f) a place where bread and cakes are made
7. Aquarium	g) a place where things are made
8. Bakery	h) a place where clothes are washed and ironed
9. Factory	i) a place where people may get food and drinks
10. Laundry	j) a place where fish are kept

## KEY ANSWERS

### Task 1

1. D
2. B
3. A
4. C
5. A
6. B
7. D
8. B
9. D
10. C

### Task 2

A	B
1	C
2	D
3	B
4	E
5	A
6	I
7	J
8	F
9	G
10	H



### Appendix 3

#### The Students' Score of Vocabulary Mastery Test in Pre-Cycle

No	Number of students	Score	No	Number of students	Score
1.	1	55	17.	17	35
2.	2	45	18.	18	40
3.	3	40	19.	19	45
4.	4	60	20.	20	50
5.	5	50	21.	21	55
6.	6	60	22.	22	60
7.	7	45	23.	23	65
8.	8	35	24.	24	70
9.	9	70	25.	25	50
10.	10	55	26.	26	40
11.	11	75	27.	27	45
12.	12	35	28.	28	50
13.	13	60	29.	29	40
14.	14	50	30.	30	45
15.	15	60	31.	31	65
16.	16	65			

SCORE	CATEGORIES
80-100	EXCELENT
66-79	GREAT
56-65	SUFFICIENT
40-55	POOR
30-39	FAILED

Source :arikunto

## Appendix 4

### LESSON PLAN IN CYCLE I

SCHOOL : MTs. NU Mawaqi'ul Ulum Undaan Kudus

SUBJECT : English

GRADE/SEMESTER : VII/ I

TIME ALLOTMENT : 4 X 45 minutes

ASPECT/ SKILL : Writing

#### A. Standard of Competence

##### 6. Writing

To express the meaning of the short functional simple written text for interaction with nearest environment

#### B. Basic Competence

6.1 To express meaning of the short functional simple written with using written language style accurately, fluently and acceptable for interaction with nearest environment involving vocabulary of things around us.

#### C. Indicators

1. Knowing new vocabulary of things around us.
2. Using new vocabulary of things around us.

#### D. Objectives :

At the end of this session the students are able to:

- a. Knowing new vocabulary of things around us.
- b. Using new vocabulary of things around us.

#### E. Material

Things around us

#### F. Teaching Method

PPP (presentation, practice and production)



## **G. Teaching Learning Activities**

### **Pre Teaching**

- Greeting
- Praying, call the role
- Giving motivation and explaining the puppets as media will be used

### **Whilst Teaching**

- Teacher applies the puppets to explain and deliver the material
- Students listen the sentence that read by the teacher by using puppets
- Students repeat the sentence that read by the teacher by using puppets
- The teacher through puppet asks the students to identify the sentence, underlined the word and gives its meaning.
- After that teacher through puppet ask the students make a sentence using the word
- Then have the students look at the sentence and read it aloud

### **Post Teaching**

- Giving opportunity for the students to ask question
- Concluding material
- Giving motivation and remind the next material
- Closing

## **H. Source and Teaching Media**

1. Text book
2. Hand puppets
3. Stick puppets

## **I. Assessment**

1. Technique : written test
2. Instrument : multiple choice and

Teacher


Kudus, August 6<sup>th</sup>, 2012  
Observer

Putri Ismayana, S.Pd

Yulian Atmaja

## Appendix 5

### Material in cycle 1



#### Things around us

Table: meja

Book: buku

Chair: kursi

Desk: lemari

Door: pintu

Window: jendela

Ruler: penggaris

Bag: tas

Tacher : guru

Students: murid

Classroom: kelas

Blackboard: papan tulis



### The name of place around us

Drawing room	:	Place that people are painting
Post office	:	A place where people want to send letter
Bank	:	A place where people save the money
Classroom	:	A place where students study
Air port	:	A place where an plane lending
Bus station	:	A place where parking bus
Dining room	:	A place that people eat food
Bed room	:	A place that people sleeping
Study room	:	A place that people studying
Bathroom	:	A place that people take a bath



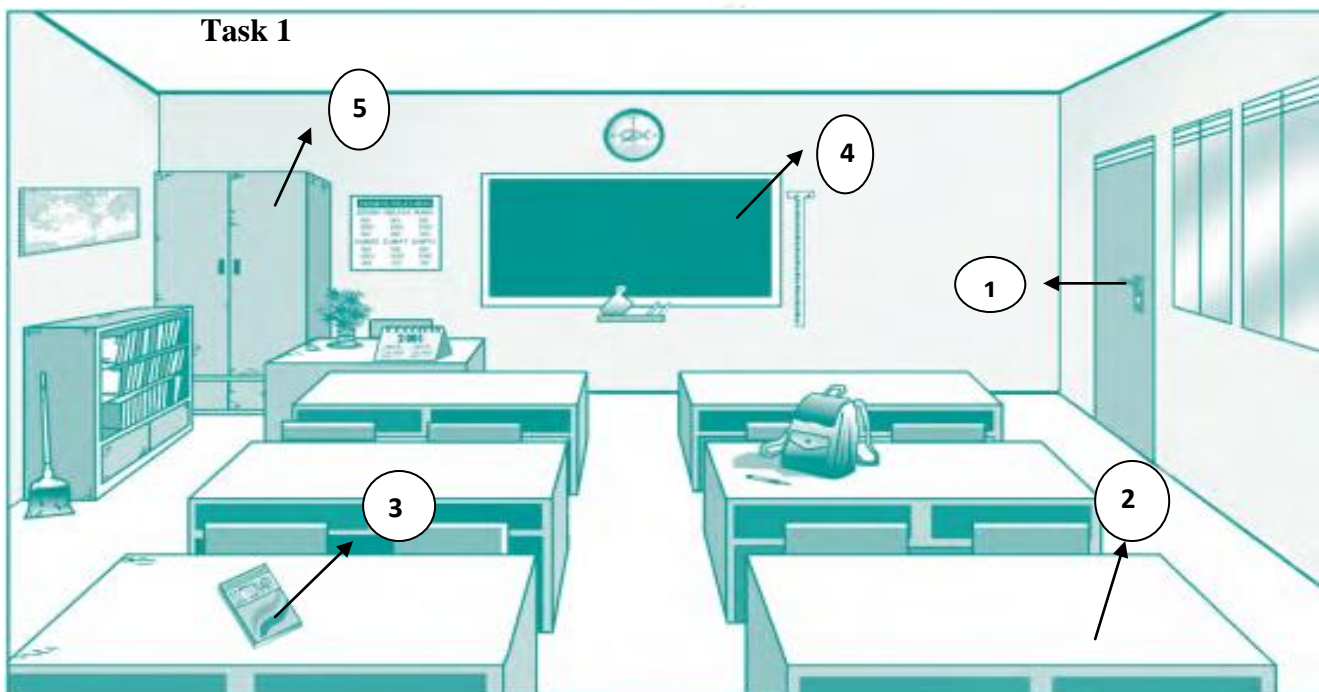
## Appendix 6

### TEST (cycle I)

Name :

No :

#### Task 1



1. What is picture of number 1?
  - a. A Door
  - b. A Window
  - c. A Table
  - d. A Chair
2. What is picture of number 2?
  - a. A Window
  - b. A Door
  - c. A Table
  - d. A Chair
3. What is the picture of number 3?
  - a. A Ruler
  - b. A Pencil
  - c. A Map
  - d. A Book

4. What is picture number of 4?
- a. A Ruler
  - b. A Broom
  - c. A Blackboard
  - d. A Cupboard
5. What is picture number of 5?
- a. A Ruler
  - b. A Broom
  - c. A Blackboard
  - d. A cupboard
6. There is a living room. Living room means.....
- a. Bathroom
  - b. Waiting room
  - c. Bedroom
  - d. Sitting room
7. There is a dining room. Dining room means a room in which...
- a. You keep money
  - b. You keep books
  - c. You eat food
  - d. You keep clothes
8. There is also drawing room. A drawing room means a room in which...
- a. People keep pictures
  - b. People are painting
  - c. People are cooking
  - d. People receive guests
9. The house has six bedrooms. A bedroom is a room to....
- a. Play in
  - b. Sleep in
  - c. Read in
  - d. Study in
10. A big house usually has a study room. A study is room in which person....
- a. Plays in
  - b. Writes a letters
  - c. Listens to the radio
  - d. Studies, reads, writes, etc

**Task 2****Match the sentence with the suitable pair!**

A	B
1) Classroom 2) Post office 3) Bank 4) Air port 5) Bus station 6) Students 7) Teacher 8) Eraser 9) Pencil 10) chalk	a) A place where people save the money b) Tool is used to clean blackboard c) A place where parking bus d) People who teach students e) People who study at school f) Tool is used to write on blackboard g) Tool is used to write on a book h) A place where an plane lending i) A place where students study j) A place where people want to send letter

## Key Answer

## Task 1

- |      |       |
|------|-------|
| 1. A | 6. B  |
| 2. C | 7. C  |
| 3. D | 8. B  |
| 4. C | 9. B  |
| 5. D | 10. D |

## Task 2

A	B
1.	I
2.	J
3.	A
4.	H
5.	C
6.	E
7.	D
8.	B
9.	G
10.	F

## Appendix 7

### The Lay-Out of Observation to Know the Teacher's and Students' Activities in Teaching Vocabulary by Using Puppets (cycle I)

Activity	Teacher's Activity	Students' Activity	Note
<b>1. Pre Teaching</b>			
a) Greeting	T:	S:	GR: NGR:
b) Praying, call the role	T:	S:	GR: NGR:
c) Giving motivation and explaining the puppets as media will be used	T:	S:	GR: NGR:
<b>2. Whilst Teaching (The Application of puppets in Teaching)</b>			
d) Teacher applies the puppets to explain and deliver the material	T:	S:	GR: NGR:
e) Students listen the sentence that is read by the teacher by using puppets	T:	S:	GR: NGR:
f) Students repeat the sentence that is read by the teacher by using puppets	T:	S:	GR: NGR:
g) The teacher through puppet asks the students to identify the sentence, underline the word and give its meaning.	T:	S:	GR: NGR:
h) After that teacher through puppet ask the students make a sentence using the word	T:	S:	GR: NGR:
i) Then ask the students to look at the sentence and read it aloud			
<b>3. Post Teaching</b>			
j) Giving opportunity for the students to ask question	T:	S:	GR: NGR:
k) Concluding material	T:	S:	GR: NGR:
l) Giving motivation and remind the next material	T:	S:	GR: NGR:
m) Closing	T:	S:	GR: NGR:

Note:

T : Teacher

S : Student

GR : Give response

NGR : Not give response



## Appendix 8

### The Lay-Out Questionnaire to Know the Teacher's Problem in Teaching English To Improve Vocabulary Mastery By Using Puppets (cycle I)

No	Activity	Question	A	B	C	D
		Is there any problem faced by the teacher when:				
1	Pre Activity	a. Greet the student in starting the teaching learning process.				
		b. Check the attendance.				
		c. Give apperception and motivation.				
		d. Explaining about the hand puppet Teacher shows the hand puppet and plays it.				
2	Whilst Activity	a. Teacher plays the puppet to explain the material and share about things around us.				
		b. Teacher writes some sentence on blackboard and she reads the sentence and asks students to repeat the sentence that read by the teacher.				
		c. The teacher through puppet asks the students to identify the sentence, underline the word and give its meaning.				
		d. After that teacher through puppet ask the students make a sentence using the word.				
		e. teacher asks some the students to look at the sentence and read it aloud.				
3	Post Activity	a. Give opportunity for students to ask questions.				
		b. Conclude the material.				
		c. Part to close the teaching learning process.				

Note:

A : Always  
B : Sometimes

C : Seldom  
D : Never

## Appendix 9

### The Students' Score of Vocabulary Mastery Test in Cycle I

No	Number of students	Score	No	Number of students	Score
1.	1	60	17.	17	55
2.	2	55	18.	18	60
3.	3	50	19.	19	50
4.	4	65	20.	20	55
5.	5	60	21.	21	60
6.	6	70	22.	22	65
7.	7	55	23.	23	75
8.	8	50	24.	24	80
9.	9	75	25.	25	55
10.	10	80	26.	26	60
11.	11	80	27.	27	65
12.	12	45	28.	28	75
13.	13	65	29.	29	70
14.	14	70	30.	30	55
15.	15	65	31.	31	75
16.	16	75			

SCORE	CATEGORIES
80-100	EXCELENT
66-79	GREAT
56-65	SUFFICIENT
40-55	POOR
30-39	FAILED

Source :arikunto

## Appendix 10

### LESSON PLAN IN CYCLE II

SCHOOL : MTs. NU Mawaqi'ul Ulum Undaan Kudus

SUBJECT : English

GRADE/SEMESTER : VII/ I

TIME ALLOTMENT : 4 X 45 minutes

ASPECT/ SKILL : Writing

#### A. Standard of Competence

##### 6. Writing

To express the meaning of the short functional simple written text for interaction with nearest environment

#### B. Basic Competence

6.1 To express meaning of the short functional simple written with using written language style accurately, fluently and acceptable for interaction with nearest environment involving vocabulary of my shopping list.

#### C. Indicators

1. Knowing new vocabulary of my shopping list.
2. Using new vocabulary of my shopping list.

#### D. Objectives :

At the end of this session the students are able to:

1. Knowing new vocabulary of my shopping list.
2. Using new vocabulary of my shopping list.

#### E. Material

My shopping list

#### F. Teaching Method

PPP (presentation, practice and production)

#### G. Teaching Learning Activities

##### Pre Teaching

- Greeting
- Praying, call the role
- Giving motivation and explaining the puppets as media will be used

### Whilst Teaching

- Teacher applies the puppets to tell story to deliver material (story contain two language Indonesian and English)
- Students listen the story that read by teacher
- Students find and write English words
- Teacher writes word of English in story on whiteboard.
- Teacher asks students to translate into Indonesian.
- Teacher ask student to make sentence by using the word on story.
- Teacher asks students some students to read their sentence

### Post Teaching

- Giving opportunity for the students to ask question
- Concluding material
- Giving motivation and remind the next material
- Closing

### H. Source and Teaching Media

1. Text book
2. Hand puppets
3. Stick puppets

### I. Assessment

1. Technique : written test
2. Instrument : essay test

Kudus, September 3<sup>th</sup>, 2012

Teacher

Observer

Putri Ismayana, S.Pd

Yulian Atmaja

## Appendix 11

### My Shopping List

#### Dialogue

Tom: good morning ana.

Ana: good morning tom. Kamu mau pergi kemana?

Tom: aku ingin pergi ke traditional market.

Ana: emang apa yang ingin kamu beli?

Tom: aku ingin membuat kue, jadi aku ingin membeli bahan-bahannya, vegetable and fruit.

Ana: bolehkah aku ikut bersamamu?

Tom: of course

Ana: pertama kita mau pergi kemana tom

Tom:ku pikir kita pergi ke fruit store terlebih dahulu.

Ana:kamu disitu mau beli apa tom?

Tom:saya ingin membeli orange, apple, and grape.

Ana:oke selanjutnya kita mau pergi kemana?

Tom: Green grocery.

Ana: kamu ingin membeli apa dsana tom?

Tom:carrot, potato, celery and cauliflower.

Ana: apa kamu ingin membuat sop tom.

Tom: oh benar sekali ana

Ana: Kelihatannya belanjaan kita udah penuh semua. Kita pulang sekarang?

Tom: tunggu dulu, kita harus membuat bahan-bahan kue.

Ana:dimanakah kita mencarinya tom

Tom: di grocery.

Ana:kira-kira apa yang kamu butuhkan tom.

Tom: aku butuh egg, flavor, butter, sugar,and cheese.

Ana: apakah sudah lengkap tom?

Tom:sudah ayo kita pulang dan memasak.

#### Examples of shopping list

Apple: Apel

Bread: Roti

Shirt: Kemeja

Milk: Susu

Shoes: Sepatu



### Shopping place

1. Grocery	:	Place that sell foods
2. Florist	:	Place that sell flower
3. Baker	:	Place that sell breads, cakes, pies
4. Book store	:	Place that sell books, comic, novel
5. Clothing store	:	Place that sell clothes, t-shirt, jacket, shirt
6. Toyshop	:	Place that sell toys
7. Furniture store	:	Place that sell table, cupboard, chair
8. Fancy store	:	Place that sell necklace and ring
9. Green grocery	:	Place that sell fruit and vegetables
10. Department store	:	Place that sells many things







9.  Where we can buy this fruit?  
 a. in the book store                      c. in the fruit stall  
 b. in the Grocery                      d. in the boutique
10.  Where we can buy this cookie?  
 a. in the baker                      c. in the fancy  
 b. in the florist      I              d. in the toyshop

## Task 2

Match the sentence with the suitable pair!

COLUMN A	COLUMN B
11. Fruit stall	a. sell sugar, flour, canned foods, etc
12. Grocery	b. sell necklace and ring
13. Florist	c. sell fruit
14. Green grocery	d. sell table, cupboard, chair
15. Baker	e. sell breads, cakes, pies
16. Book store	f. sell vegetables
17. Boutique	g. sell books, comic, novel
18. Toyshop	h. sells flowers
19. Furniture store	i. sell t-shirt, jacket, shirt
20. Fancy store	j. sell toys

**KEY ANSWER****Task 1**

1. A
2. C
3. D
4. C
5. B
6. C
7. D
8. A
9. C
10. A

**Task 2**

Column A	Column B
11.	C
12.	A
13.	H
14.	F
15.	E
16.	G
17.	I
18.	J
19.	D
20.	B



<b>Post Teaching</b> <b>k)</b> Giving opportunity for the students to ask question <b>l)</b> Concluding material  <b>m)</b> Giving motivation and remind the next material <b>n)</b> Closing	T:	S:	GR: NGR:
	T:	S:	GR: NGR:
	T:	S:	GR: NGR:
	T:	S:	GR : NGR :

Note:

T : Teacher

S : Student

GR : Give response

NGR : Not give response



## Appendix 14

### The Lay-Out Questionnaire to Know the Teacher's Problem in Teaching English To Improve Vocabulary Mastery By Using Puppets (cycle II)

No	Activity	Question	A	B	C	D
		Is there any problem faced by the teacher when:				
1	Pre Activity	a. Greet the student in starting the teaching learning process.				
		b. Check the attendance.				
		c. Give apperception and motivation.				
		d. Remaining the previous material. Teacher asks students about the last material				
2	Whilst teaching	a. Teacher applies the puppets to tell story to deliver material				
		b. Teacher writes word of English in story on whiteboard.				
		c. Teacher asks students to translate into Indonesian.				
		d. Teacher ask student to make sentence by using the word on story.				
		e. Teacher asks students some students to read their sentence.				
3.	Post Activity	a. Give opportunity for students to ask questions.				
		b. Conclude the material				
		c. Part to close the teaching learning process.				

Note:

A: Always

B: Sometimes

C: Seldom

D: Never



## Appendix 15

### The Students' Score of Vocabulary Mastery Test in Cycle II

No	Number of students	Score	No	Number of students	Score
1.	1	75	17.	17	85
2.	2	70	18.	18	70
3.	3	65	19.	19	75
4.	4	75	20.	20	70
5.	5	80	21.	21	75
6.	6	75	22.	22	70
7.	7	85	23.	23	80
8.	8	70	24.	24	90
9.	9	75	25.	25	60
10.	10	90	26.	26	75
11.	11	85	27.	27	70
12.	12	75	28.	28	80
13.	13	70	29.	29	75
14.	14	80	30.	30	60
15.	15	70	31.	31	90
16.	16	85			

SCORE	CATEGORIES
80-100	EXCELENT
66-79	GREAT
56-65	SUFFICIENT
40-55	POOR
30-39	FAILED

Source :arikunto

**INSTITUTION OF MURIA KUDUS UNIVERSITY**  
**ENGLISH EDUCATION DEPARTMENT**  
**TEACHER TRAINING AND EDUCATION FACULTY**  
**MURIA KUDUS UNIVERSITY**

UMK Campus: Gondang Manis, Bae, Kudus. Po. Box. 53 Phone/Fax: (0291)438224

---

**STATEMENT**

Name : Yulian Atmaja  
NIM : 2008-32-035  
Study Program : English Education Department  
Title : “Improving Vocabulary Mastery of Seventh Grade Students of MTs NU Mawaqi’ul Ulum Undaan Kudus in Academic Year 2012/2013 by Using Puppets (A Classroom Action Research)”

Stated that this skripsi represents the result of the research which I have done by myself. In addition, I just take some certain quotations from others’ scientific works as my references.

If this statement is not true, so it fully becomes my responsibility.

Kudus, November 29 2012

The writer,

Yulian Atmaja

## **CURRICULUM VITAE**

Yulian Atmaja was born on July 19, 1990 in Jepara. He is the second children of Mr. Sudarji and Mrs. Purwaningsih. He has one old brother named Angga Prayogo, one young brother named Anang Tri Prasetyo, and young sister named Nanda Catur Aprilyani. He lives with his parents at Banyuputih RT.07 RW 02 Kalinyamatan Jepara.

He began his formal education in TK Aisyah Banyuputih in 1995. Then he continued to formal school in SDN 02 Banyuputih in 1996. After six years, he got the Junior High Schools' uniform by continuing study in SMPN 01 Mayong and he graduated in 2005. In 2008, he graduated from SMAN 01 Welahan.

After finishing his Senior High School education, he continued his study at Muria Kudus University, majored in English Education Department Teacher Training and Education Faculty in 2008.

