

TABULASI PERUSAHAAN

NO.	KODE	Perusahaan	TAHUN
1	PTBA	Bukit Asam Tbk	2016
2	ELSA	Elnusa Tbk	2016
3	RUIS	Radiant Utama Interinsco Tbk	2016
4	CTTH	Citatah Tbk	2016
5	BOSS	Borneo Olah Sarana Sukses Tbk	2017
6	SMMT	Golden Eagle Energy Tbk	2017
7	CITA	Cita Mineral Investindo Tbk	2017
8	TINS	Timah Tbk	2017
9	CTTH	Citatah Tbk	2017
10	BOSS	Borneo Olah Sarana Sukses Tbk	2018
11	PTBA	Bukit Asam Tbk	2018
12	SMMT	Golden Eagle Energy Tbk	2018
13	ARTI	Ratu Prabu Energi Tbk	2018
14	ELSA	Elnusa Tbk	2018
15	MITI	Mitra Investindo Tbk	2018
16	RUIS	Radiant Utama Interinsco Tbk	2018
17	CITA	Cita Mineral Investindo Tbk	2018
18	TINS	Timah Tbk	2018
19	ZINC	Kapuas Prima Coal Tbk	2018
20	CTTH	Citatah Tbk	2018
21	BOSS	Borneo Olah Sarana Sukses Tbk	2019
22	PTBA	Bukit Asam Tbk	2019
23	SMMT	Golden Eagle Energy Tbk	2019
24	ELSA	Elnusa Tbk	2019
25	RUIS	Radiant Utama Interinsco Tbk	2019
26	ANTM	Aneka Tambang Tbk	2019
27	CITA	Cita Mineral Investindo Tbk	2019
28	IFSH	PT IFISHDECO Tbk.,	2019
29	MTFN	PT Capitalinc Investment Tbk	2019
30	ANTM	Aneka Tambang Tbk	2020
31	PTBA	Bukit Asam Tbk	2020



TABULASI LEVERAGE

NO.	KODE	Perusahaan	TAHUN	LAVERAGE (DER) (:)		JUMLAH
				TOTAL LIABILITY	TOTAL EQUITY	
1	PTBA	Bukit Asam Tbk	2016	Rp 8,024,369,000,000.00	Rp 10,552,405,000,000.00	0.76043
2	ELSA	Elnusa Tbk	2016	Rp 1,313,213,000,000.00	Rp 2,839,451,000,000.00	0.46249
3	RUIS	Radiant Utama Interinsco Tbk	2016	Rp 619,413,387,232.00	Rp 359,719,063,530.00	1.72194
4	CTTH	Citatah Tbk	2016	Rp 301,007,248,281.00	Rp 314,954,751,984.00	0.95572
5	BOSS	Borneo Olah Sarana Sukses Tbk	2017	Rp 35,797,573,097.00	Rp 15,161,773,031.00	2.36104
6	SMMT	Golden Eagle Energy Tbk	2017	Rp 306,303,664,687.00	Rp 419,360,249,695.00	0.73041
7	CITA	Cita Mineral Investindo Tbk	2017	Rp 1,763,755,821,001.00	Rp 914,494,891,667.00	1.92867
8	TINS	Timah Tbk	2017	Rp 5,814,816,000,000.00	Rp 6,061,493,000,000.00	0.95930
9	CTTH	Citatah Tbk	2017	Rp 378,839,294,845.00	Rp 321,412,470,019.00	1.17867
10	BOSS	Borneo Olah Sarana Sukses Tbk	2018	Rp 345,989,440,969.00	Rp 190,878,274,768.00	1.81262
11	PTBA	Bukit Asam Tbk	2018	Rp 7,903,237,000,000.00	Rp 16,269,696,000,000.00	0.48576
12	SMMT	Golden Eagle Energy Tbk	2018	Rp 342,430,970,325.00	Rp 489,534,966,943.00	0.69950
13	ARTI	Ratu Prabu Energi Tbk	2018	Rp 899,432,629,231.00	Rp 1,793,023,079,975.00	0.50163
14	ELSA	Elnusa Tbk	2018	Rp 2,357,127,000,000.00	Rp 3,300,200,000,000.00	0.71424
15	MITI	Mitra Investindo Tbk	2018	Rp 72,684,177,647.00	Rp 75,581,147,663.00	0.96167
16	RUIS	Radiant Utama Interinsco Tbk	2018	Rp 584,415,358,540.00	Rp 405,956,960,152.00	1.43960
17	CITA	Cita Mineral Investindo Tbk	2018	Rp 1,768,872,308,186.00	Rp 1,499,695,435,336.00	1.17949
18	TINS	Timah Tbk	2018	Rp 8,596,067,000,000.00	Rp 6,521,881,000,000.00	1.31803
19	ZINC	Kapuas Prima Coal Tbk	2018	Rp 729,208,535,072.00	Rp 588,138,076,698.00	1.23986

20	CTTH	Citatah Tbk	2018	Rp 408,160,870,584.00	Rp 327,614,020,993.00	1.24586
21	BOSS	Borneo Olah Sarana Sukses Tbk	2019	Rp 678,262,661,673.00	Rp 193,376,320,522.00	3.50748
22	PTBA	Bukit Asam Tbk	2019	Rp 7,675,226,000,000.00	Rp 18,422,826,000,000.00	0.41662
23	SMMT	Golden Eagle Energy Tbk	2019	Rp 287,067,420,462.00	Rp 584,445,919,301.00	0.49118
24	ELSA	Elnusa Tbk	2019	Rp 3,228,339,000,000.00	Rp 3,576,698,000,000.00	0.90260
25	RUIS	Radiant Utama Interinsco Tbk	2019	Rp 818,355,397,777.00	Rp 433,002,009,239.00	1.88996
26	ANTM	Aneka Tambang Tbk	2019	Rp 12,061,488,555,000.00	Rp 18,133,419,175,000.00	0.66515
27	CITA	Cita Mineral Investindo Tbk	2019	Rp 1,847,122,969,502.00	Rp 2,014,185,087,629.00	0.91706
28	IFSH	PT IFISHDECO Tbk.,	2019	Rp 676,354,599,940.00	Rp 518,843,950,106.00	1.30358
29	MTFN	PT Capitalinc Investment Tbk	2019	Rp 80,183,604,380.00	Rp 14,028,704,820.00	5.71568
30	ANTM	Aneka Tambang Tbk	2020	Rp 12,690,063,970,000.00	Rp 19,039,449,025,000.00	0.66651
31	PTBA	Bukit Asam Tbk	2020	Rp 7,117,559,000,000.00	Rp 16,939,196,000,000.00	0.42018

TABULASI PROFITABILITAS

NO.	KODE	Perusahaan	TAHUN	PROFITABILITAS (ROA) (:)		JUMLAH
				NET PROFIT (LABA BERSIH)	TOTAL ASSET	
1	PTBA	Bukit Asam Tbk	2016	Rp 2,006,188,000,000.00	Rp 18,576,774,000,000.00	0.10799
2	ELSA	Elnusa Tbk	2016	Rp 310,911,000,000.00	Rp 4,190,956,000,000.00	0.07419
3	RUIS	Radiant Utama Interinsco Tbk	2016	Rp 26,070,246,283.00	Rp 979,132,450,762.00	0.02663
4	CTTH	Citatah Tbk	2016	Rp 20,881,438,764.00	Rp 615,962,000,265.00	0.03390
5	BOSS	Borneo Olah Sarana Sukses Tbk	2017	Rp 23,999,904,230.00	Rp 365,959,346,128.00	0.06558
6	SMMT	Golden Eagle Energy Tbk	2017	Rp 31,058,884,624.00	Rp 725,663,914,382.00	0.04280
7	CITA	Cita Mineral Investindo Tbk	2017	Rp 47,682,097,348.00	Rp 2,678,250,712,668.00	0.01780
8	TINS	Timah Tbk	2017	Rp 502,430,000,000.00	Rp 11,876,309,000,000.00	0.04231
9	CTTH	Citatah Tbk	2017	Rp 4,716,765,807.00	Rp 700,251,764,864.00	0.00674
10	BOSS	Borneo Olah Sarana Sukses Tbk	2018	Rp 22,301,122,927.00	Rp 536,867,715,737.00	0.04154
11	PTBA	Bukit Asam Tbk	2018	Rp 5,023,946,000,000.00	Rp 24,172,933,000,000.00	0.20783
12	SMMT	Golden Eagle Energy Tbk	2018	Rp 76,611,000,497.00	Rp 831,965,937,268.00	0.09208
13	ARTI	Ratu Prabu Energi Tbk	2018	Rp 11,597,475,636.00	Rp 2,692,455,709,206.00	0.00431
14	ELSA	Elnusa Tbk	2018	Rp 276,314,000,000.00	Rp 5,657,327,000,000.00	0.04884
15	MITI	Mitra Investindo Tbk	2018	Rp 7,969,972,805.00	Rp 148,265,325,310.00	0.05375
16	RUIS	Radiant Utama Interinsco Tbk	2018	Rp 27,054,684,979.00	Rp 990,372,318,692.00	0.02732
17	CITA	Cita Mineral Investindo Tbk	2018	Rp 661,281,807,412.00	Rp 3,268,567,743,522.00	0.20232
18	TINS	Timah Tbk	2018	Rp 531,359,000,000.00	Rp 15,117,948,000,000.00	0.03515
19	ZINC	Kapuas Prima Coal Tbk	2018	Rp 110,152,209,336.00	Rp 1,317,346,611,770.00	0.08362

20	CTTH	Citatah Tbk	2018	Rp	5,205,032,919.00	Rp	735,774,891,577.00	0.00707
21	BOSS	Borneo Olah Sarana Sukses Tbk	2019	Rp	2,747,150,438.00	Rp	871,638,982,195.00	0.00315
22	PTBA	Bukit Asam Tbk	2019	Rp	4,056,888,000,000.00	Rp	26,098,052,000,000.00	0.15545
23	SMMT	Golden Eagle Energy Tbk	2019	Rp	6,825,111,656.00	Rp	871,513,339,763.00	0.00783
24	ELSA	Elnusa Tbk	2019	Rp	356,474,000,000.00	Rp	6,805,037,000,000.00	0.05238
25	RUIS	Radiant Utama Interinsco Tbk	2019	Rp	33,085,812,498.00	Rp	1,251,357,407,016.00	0.02644
26	ANTM	Aneka Tambang Tbk	2019	Rp	193,851,147,000.00	Rp	30,194,907,730,000.00	0.00642
27	CITA	Cita Mineral Investindo Tbk	2019	Rp	657,788,325,709.00	Rp	3,861,308,057,131.00	0.17035
28	IFSH	PT IFISHDECO Tbk.,	2019	Rp	111,790,475,821.00	Rp	1,195,198,550,046.00	0.09353
29	MTFN	PT Capitalinc Investment Tbk	2019	Rp	11,931,002,152.00	Rp	815,864,709,200.00	0.01462
30	ANTM	Aneka Tambang Tbk	2020	Rp	1,149,352,803,000.00	Rp	31,729,512,995,000.00	0.03622
31	PTBA	Bukit Asam Tbk	2020	Rp	2,386,819,000,000.00	Rp	24,056,755,000,000.00	0.09922

TABULASI PERTUMBUHAN PENJUALAN

NO.	KODE	Perusahaan	TAHUN	PERTUMBUHAN PERUSAHAAN (-),(.)				JUMLAH
				TOTAL ASSET t	TOTAL ASSET t-1	JUMLAH	TOTAL ASSET t-1	
1	PTBA	Bukit Asam Tbk	2016	Rp 18,576,774,000,000.00	Rp 16,894,043,000,000.00	Rp 1,682,731,000,000.00	Rp 16,894,043,000,000.00	0.0996
2	ELSA	Elnusa Tbk	2016	Rp 4,190,956,000,000.00	Rp 4,407,513,000,000.00	-Rp 216,557,000,000.00	Rp 4,407,513,000,000.00	-0.0491
3	RUIS	Radiant Utama Interinsco Tbk	2016	Rp 979,132,450,762.00	Rp 1,091,753,891,437.00	-Rp 112,621,440,675.00	Rp 1,091,753,891,437.00	-0.1031
4	CTTH	Citatah Tbk	2016	Rp 615,962,000,265.00	Rp 605,667,034,867.00	Rp 10,294,965,398.00	Rp 605,667,034,867.00	0.0170
5	BOSS	Borneo Olah Sarana Sukses Tbk	2017	Rp 365,959,346,128.00	Rp 195,660,238,870.00	Rp 170,299,107,258.00	Rp 195,660,238,870.00	0.8703
6	SMMT	Golden Eagle Energy Tbk	2017	Rp 725,663,914,382.00	Rp 636,742,340,559.00	Rp 88,921,573,823.00	Rp 636,742,340,559.00	0.1396
7	CITA	Cita Mineral Investindo Tbk	2017	Rp 2,678,250,712,668.00	Rp 2,726,213,720,854.00	-Rp 47,963,008,186.00	Rp 2,726,213,720,854.00	-0.0175
8	TINS	Timah Tbk	2017	Rp 11,876,309,000,000.00	Rp 9,548,631,000,000.00	Rp 2,327,678,000,000.00	Rp 9,548,631,000,000.00	0.2437
9	CTTH	Citatah Tbk	2017	Rp 700,251,764,864.00	Rp 615,962,000,265.00	Rp 84,289,764,599.00	Rp 615,962,000,265.00	0.1368
10	BOSS	Borneo Olah Sarana Sukses Tbk	2018	Rp 536,867,715,737.00	Rp 365,959,346,128.00	Rp 170,908,369,609.00	Rp 365,959,346,128.00	0.4670
11	PTBA	Bukit Asam Tbk	2018	Rp 24,172,933,000,000.00	Rp 21,987,482,000,000.00	Rp 2,185,451,000,000.00	Rp 21,987,482,000,000.00	0.0994
12	SMMT	Golden Eagle Energy Tbk	2018	Rp 831,965,937,268.00	Rp 725,663,914,382.00	Rp 106,302,022,886.00	Rp 725,663,914,382.00	0.1464
13	ARTI	Ratu Prabu Energi Tbk	2018	Rp 2,692,455,709,206.00	Rp 2,506,049,820,550.00	Rp 186,405,888,656.00	Rp 2,506,049,820,550.00	0.0743
14	ELSA	Elnusa Tbk	2018	Rp 5,657,327,000,000.00	Rp 4,855,369,000,000.00	Rp 801,958,000,000.00	Rp 4,855,369,000,000.00	0.1651
15	MITI	Mitra Investindo Tbk	2018	Rp 148,265,325,310.00	Rp 233,726,526,183.00	-Rp 85,461,200,873.00	Rp 233,726,526,183.00	-0.3656
16	RUIS	Radiant Utama	2018	Rp 990,372,318,692.00	Rp 959,347,737,750.00	Rp 31,024,580,942.00	Rp 959,347,737,750.00	0.0323

		Interinsco Tbk							
17	CITA	Cita Mineral Investindo Tbk	2018	Rp 3,268,567,743,522.00	Rp 2,678,250,712,668.00	Rp 590,317,030,854.00	Rp 2,678,250,712,668.00	0.2204	
18	TINS	Timah Tbk	2018	Rp 15,117,948,000,000.00	Rp 11,876,309,000,000.00	Rp 3,241,639,000,000.00	Rp 11,876,309,000,000.00	0.2729	
19	ZINC	Kapuas Prima Coal Tbk	2018	Rp 1,317,346,611,770.00	Rp 712,173,968,096.00	Rp 605,172,643,674.00	Rp 712,173,968,096.00	0.8497	
20	CTTH	Citatah Tbk	2018	Rp 735,774,891,577.00	Rp 700,251,764,864.00	Rp 35,523,126,713.00	Rp 700,251,764,864.00	0.0507	
21	BOSS	Borneo Olah Sarana Sukses Tbk	2019	Rp 871,638,982,195.00	Rp 536,867,715,737.00	Rp 334,771,266,458.00	Rp 536,867,715,737.00	0.6235	
22	PTBA	Bukit Asam Tbk	2019	Rp 26,098,052,000,000.00	Rp 24,172,933,000,000.00	Rp 1,925,119,000,000.00	Rp 24,172,933,000,000.00	0.0796	
23	SMMT	Golden Eagle Energy Tbk	2019	Rp 871,513,339,763.00	Rp 900,566,201,025.00	-Rp 29,052,861,262.00	Rp 900,566,201,025.00	-0.0322	
24	ELSA	Elnusa Tbk	2019	Rp 6,805,037,000,000.00	Rp 5,657,327,000,000.00	Rp 1,147,710,000,000.00	Rp 5,657,327,000,000.00	0.2028	
25	RUIS	Radiant Utama Interinsco Tbk	2019	Rp 1,251,357,407,016.00	Rp 990,372,318,692.00	Rp 260,985,088,324.00	Rp 990,372,318,692.00	0.2635	
26	ANTM	Aneka Tambang Tbk	2019	Rp 30,194,907,730,000.00	Rp 32,195,350,845,000.00	-Rp 2,000,443,115,000.00	Rp 32,195,350,845,000.00	-0.0621	
27	CITA	Cita Mineral Investindo Tbk	2019	Rp 3,861,308,057,131.00	Rp 3,268,567,743,522.00	Rp 592,740,313,609.00	Rp 3,268,567,743,522.00	0.1813	
28	IFSH	PT IFISHDECO Tbk.,	2019	Rp 1,195,198,550,046.00	Rp 655,726,399,252.00	Rp 539,472,150,794.00	Rp 655,726,399,252.00	0.8227	
29	MTFN	PT Capitalinc Investment Tbk	2019	Rp 815,864,709,200.00	Rp 1,126,221,625,219.00	-Rp 310,356,916,019.00	Rp 1,126,221,625,219.00	-0.2755	
30	ANTM	Aneka Tambang Tbk	2020	Rp 31,729,512,995,000.00	Rp 30,194,907,730,000.00	Rp 1,534,605,265,000.00	Rp 30,194,907,730,000.00	0.0508	
31	PTBA	Bukit Asam Tbk	2020	Rp 24,056,755,000,000.00	Rp 26,098,052,000,000.00	-Rp 2,041,297,000,000.00	Rp 26,098,052,000,000.00	-0.0782	

TABULASI OPINI AUDIT TAHUN SEBELUMNYA DAN UKURAN PERUSAHAAN

NO.	KODE	Perusahaan	TAHUN				
				OPINI AUDIT TAHUN SEBELUMNYA	UKURAN PERUSAHAAN		
				JUMLAH	Ln (TOTAL ASSET)		
1	PTBA	Bukit Asam Tbk	2016	1	Rp	18,576,774,000,000	30.55
2	ELSA	Elnusa Tbk	2016	0	Rp	4,190,956,000,000	29.06
3	RUIS	Radiant Utama Interinsco Tbk	2016	1	Rp	979,132,450,762	27.61
4	CTTH	Citatah Tbk	2016	1	Rp	615,962,000,265	27.15
5	BOSS	Borneo Olah Sarana Sukses Tbk	2017	1	Rp	365,959,346,128	26.63
6	SMMT	Golden Eagle Energy Tbk	2017	1	Rp	725,663,914,382	27.31
7	CITA	Cita Mineral Investindo Tbk	2017	1	Rp	2,678,250,712,668	28.62
8	TINS	Timah Tbk	2017	1	Rp	11,876,309,000,000	30.11
9	CTTH	Citatah Tbk	2017	0	Rp	700,251,764,864	27.27
10	BOSS	Borneo Olah Sarana Sukses Tbk	2018	0	Rp	536,867,715,737	27.01
11	PTBA	Bukit Asam Tbk	2018	0	Rp	24,172,933,000,000	30.82
12	SMMT	Golden Eagle Energy Tbk	2018	0	Rp	831,965,937,268	27.45
13	ARTI	Ratu Prabu Energi Tbk	2018	1	Rp	2,692,455,709,206	28.62
14	ELSA	Elnusa Tbk	2018	0	Rp	5,657,327,000,000	29.36
15	MITI	Mitra Investindo Tbk	2018	1	Rp	148,265,325,310	25.72
16	RUIS	Radiant Utama Interinsco Tbk	2018	1	Rp	990,372,318,692	27.62
17	CITA	Cita Mineral Investindo Tbk	2018	1	Rp	3,268,567,743,522	28.82
18	TINS	Timah Tbk	2018	0	Rp	15,117,948,000,000	30.35
19	ZINC	Kapuas Prima Coal Tbk	2018	0	Rp	1,317,346,611,770	27.91

20	CTTH	Citatah Tbk	2018	1	Rp	735,774,891,577	27.32
21	BOSS	Borneo Olah Sarana Sukses Tbk	2019	0	Rp	871,638,982,195	27.49
22	PTBA	Bukit Asam Tbk	2019	1	Rp	26,098,052,000,000	30.89
23	SMMT	Golden Eagle Energy Tbk	2019	1	Rp	871,513,339,763	27.49
24	ELSA	Elnusa Tbk	2019	1	Rp	6,805,037,000,000	29.55
25	RUIS	Radiant Utama Interinsco Tbk	2019	1	Rp	1,251,357,407,016	27.86
26	ANTM	Aneka Tambang Tbk	2019	1	Rp	30,194,907,730,000	31.04
27	CITA	Cita Mineral Investindo Tbk	2019	1	Rp	3,861,308,057,131	28.98
28	IFSH	PT IFISHDECO Tbk.,	2019	1	Rp	1,195,198,550,046	27.81
29	MTFN	PT Capitalinc Investment Tbk	2019	1	Rp	815,864,709,200	27.43
30	ANTM	Aneka Tambang Tbk	2020	1	Rp	31,729,512,995,000	31.09
31	PTBA	Bukit Asam Tbk	2020	1	Rp	24,056,755,000,000	30.81

TABULASI REPUTASI KAP DAN OPINI AUDIT *GOING CONCERN*

NO.	KODE	Perusahaan	TAHUN	REPUTASI KAP		JUMLAH	OPINI AUDIT GOING CONCERN
				BERAFILIASI KAP BIG FOUR	SELAIN BERAFILIASI KAP BIG FOUR		JUMLAH
							JUMLAH
1	PTBA	Bukit Asam Tbk	2016	1		1	0
2	ELSA	Elnusa Tbk	2016	1		1	0
3	RUIS	Radiant Utama Interinsco Tbk	2016		0	0	1
4	CTTH	Citatah Tbk	2016		0	0	1
5	BOSS	Borneo Olah Sarana Sukses Tbk	2017		0	0	1
6	SMMT	Golden Eagle Energy Tbk	2017		0	0	1
7	CITA	Cita Mineral Investindo Tbk	2017		0	0	1
8	TINS	Timah Tbk	2017	1		1	1
9	CTTH	Citatah Tbk	2017		0	0	0
10	BOSS	Borneo Olah Sarana Sukses Tbk	2018		0	0	1
11	PTBA	Bukit Asam Tbk	2018	1		1	0
12	SMMT	Golden Eagle Energy Tbk	2018		0	0	0
13	ARTI	Ratu Prabu Energi Tbk	2018		0	0	1
14	ELSA	Elnusa Tbk	2018	1		1	0
15	MITI	Mitra Investindo Tbk	2018		0	0	0
16	RUIS	Radiant Utama Interinsco Tbk	2018		0	0	1

17	CITA	Cita Mineral Investindo Tbk	2018		0	0	0
18	TINS	Timah Tbk	2018	1		1	0
19	ZINC	Kapuas Prima Coal Tbk	2018		0	0	0
20	CTTH	Citatah Tbk	2018		0	0	1
21	BOSS	Borneo Olah Sarana Sukses Tbk	2019		0	0	0
22	PTBA	Bukit Asam Tbk	2019	1		1	0
23	SMMT	Golden Eagle Energy Tbk	2019		0	0	0
24	ELSA	Elnusa Tbk	2019	1		1	1
25	RUIS	Radiant Utama Interinsco Tbk	2019		0	0	0
26	ANTM	Aneka Tambang Tbk	2019	1		1	1
27	CITA	Cita Mineral Investindo Tbk	2019		0	0	0
28	IFSH	PT IFISHDECO Tbk.,	2019		0	0	1
29	MTFN	PT Capitalinc Investment Tbk	2019		0	0	0
30	ANTM	Aneka Tambang Tbk	2020	1		1	1
31	PTBA	Bukit Asam Tbk	2020	1		1	1

LAMPIRAN SPSS

Descriptive Statistics

	N	Minimum	Maximum	Mean	Std. Deviation
Leverage	31	.0321	5.3217	1.394936	1.0662731
Profitabilitas	31	.0043	.8654	.122182	.1681085
Pertumbuhan perusahaan	31	-.6756	.8704	.216037	.3508711
Opini Audit	31	0	1	.71	.461
Ukuran Perusahaan	31	25.65	31.09	28.4383	1.67214
Reputasi KAP	31	0	1	.35	.486
Going Concern	31	0	1	.48	.508
Valid N (listwise)	31				

Case Processing Summary

Unweighted Cases ^a		N	Percent
Selected Cases	Included in Analysis	31	93.9
	Missing Cases	2	6.1
	Total	33	100.0
Unselected Cases		0	.0
Total		33	100.0

a. If weight is in effect, see classification table for the total number of cases.

Dependent Variable Encoding

Original Value	Internal Value
Non Going Concern	0
Going Concern	1

Iteration History^{a,b,c}

Iteration		-2 Log likelihood	Coefficients	
			Constant	
Step 0	1	42.943		-.065
	2	42.943		-.065

a. Constant is included in the model.

b. Initial -2 Log Likelihood: 42.943

c. Estimation terminated at iteration number 2 because parameter estimates changed by less than .001.

Classification Table^{a,b}

Observed		Predicted			
		Going Concern		Percentage Correct	
		Non Going Concern	Going Concern		
Step 0	Going Concern	Non Going Concern	16	0	100.0
		Going Concern	15	0	.0
Overall Percentage					51.6

a. Constant is included in the model.

b. The cut value is .500

Iteration History^{a,b,c,d}

Iteration		-2 Log likelihood	Coefficients						
			Constant	X1	X2	X3	X4	X5	X6
Step 1	1	23.435	6.692	-.707	-3.794	3.481	2.327	-.286	1.162
	2	19.357	14.863	-1.378	-6.777	5.910	3.651	-.597	2.388
	3	18.358	21.584	-1.923	-9.167	7.860	4.573	-.849	3.378
	4	18.258	24.220	-2.162	-10.267	8.755	4.956	-.947	3.737
	5	18.256	24.569	-2.197	-10.439	8.891	5.012	-.960	3.780
	6	18.256	24.576	-2.198	-10.442	8.894	5.013	-.961	3.780
	7	18.256	24.576	-2.198	-10.442	8.894	5.013	-.961	3.780

a. Method: Enter

b. Constant is included in the model.

c. Initial -2 Log Likelihood: 42.943

d. Estimation terminated at iteration number 7 because parameter estimates changed by less than .001.

Variables in the Equation

	B	S.E.	Wald	df	Sig.	Exp(B)
Step 0 Constant	-.065	.359	.032	1	.857	.938

Variables not in the Equation

	Score	df	Sig.
Step 0 Variables X1	3.190	1	.074
X2	.127	1	.722
X3	2.250	1	.134
X4	7.056	1	.008
X5	.003	1	.960
X6	.059	1	.809
Overall Statistics	16.836	6	.010

Omnibus Tests of Model Coefficients

	Chi-square	df	Sig.
Step 1 Step	24.686	6	.000
Block	24.686	6	.000
Model	24.686	6	.000

Model Summary

Step	-2 Log likelihood	Cox & Snell R Square	Nagelkerke R Square
1	18.256 ^a	.549	.732

a. Estimation terminated at iteration number 7 because parameter estimates changed by less than .001.

Hosmer and Lemeshow Test


Step	Chi-square	df	Sig.
1	8.782	8	.361

Contingency Table for Hosmer and Lemeshow Test

		Going Concern = Non Going Concern		Going Concern = Going Concern		Total
		Observed	Expected	Observed	Expected	
		Step 1	1	3	2.987	
	2	3	2.944	0	.056	3
	3	3	2.882	0	.118	3
	4	2	2.639	1	.361	3
	5	3	1.989	0	1.011	3
	6	1	1.410	2	1.590	3

7	0	.679	3	2.321	3
8	0	.251	3	2.749	3
9	1	.168	2	2.832	3
10	0	.049	4	3.951	4

Classification				



Table^a

Observed

Predicted

Going Concern
Percentage
Correct

Non-Going Concern
Going Concern

Step 1
Going Concern
Non-Going Concern


15


1

93.8

Going







BUKU BIMBINGAN SKRIPSI

PROGRAM STUDI AKUNTANSI

Nama	:	<i>Meeh. Rifan Sayyumuiddin</i>
NIM	:	<i>2015 12 222</i>
Tahun	:	<i>2015</i>
Pembimbing 1	:	<i>Nafi' Inayati Zahru, S.E., M.Si.</i>
Pembimbing 2	:	<i>Demryca Hendriyanto N. S.E., M.Si.</i>
Judul Skripsi	:	<i>pengaruh leverage, profitabilitas,</i>

**FAKULTAS EKONOMI DAN BISNIS
UNIVERSITAS MURIA KUDUS**





KONSULTASI
(PRA SEMINAR PROPOSAL)

A. Dosen Pembimbing I

No.	Tanggal	Materi Konsultasi	Paraf Pembimbing






KONSULTASI
(PRA SEMINAR PROPOSAL)

B. Dosen Pembimbing II

No.	Tanggal	Materi Konsultasi	Paraf Pembimbing
1	15/02/21	Bab .1	
2	17/09/21	Bab 2	
3	20/10/21	Bab. 3	
4	17/12/21	Isa Proposed.	

**KONSULTASI
(PRA SIDANG SKRIPSI)**

D. Dosen Pembimbing II

No.	Tanggal	Materi Konsultasi	Paraf Pembimbing
1	29/3/2022	BAB 4-5	
2	30/03/2022	BAB 4-5	
3	14/04/2022	BAB 4-5	
4	07/06/2022	BAB 4-5	
5	27/6/22	Revisi Skripsi	

PELAKSANAAN SIDANG SKRIPSI

Hari :

Tanggal :

CATATAN

Kudus,

a.n Ketua Penguji,

(.....)

Catatan berisi:

1. Keputusan usulan penelitian
2. Hal-hal/ perubahan/ perbaikan dalam proses penelitian maupun penulisan skripsi yang bersifat prinsip, misalnya:
 - a. Pergantian judul
 - b. Pergantian metode penelitian, termasuk perubahan lokasi penelitian