



REPUBLIK INDONESIA
KEMENTERIAN HUKUM DAN HAK ASASI MANUSIA

SURAT PENCATATAN CIPTAAN

Dalam rangka perlindungan ciptaan di bidang ilmu pengetahuan, seni dan sastra berdasarkan Undang-Undang Nomor 28 Tahun 2014 tentang Hak Cipta, dengan ini menerangkan:

Nomor dan tanggal permohonan : EC00202126253, 4 Juni 2021

Pencipta

Nama : **Jayanti Putri Purwaningrum, S. Pd., M. Pd., Imaniar Purbasari, S.Pd., M.Pd. dkk**

Alamat : Jalan Kaliyitno Kulon RT 3 RW 5 Dukuh Banci Desa Puyoh KEC Dawe Kabupaten Kudus, Kab. Kudus, JAWA TENGAH, 59353

Kewarganegaraan : Indonesia

Pemegang Hak Cipta

Nama : **Jayanti Putri Purwaningrum, S. Pd., M. Pd., Imaniar Purbasari, S.Pd., M.Pd. dkk**

Alamat : Jalan Kaliyitno Kulon RT 3 RW 5 Dukuh Banci Desa Puyoh Kecamatan Dawe Kabupaten Kudus Jawa Tengah , Kab. Kudus, JAWA TENGAH, 59353

Kewarganegaraan : Indonesia

Jenis Ciptaan : **Sketsa**

Judul Ciptaan : **Sketsa Prototype Mesin Press Atau Mesin Cetak "Cobek Diameter 30cm"**

Tanggal dan tempat diumumkan untuk pertama kali di wilayah Indonesia atau di luar wilayah Indonesia : 3 Juni 2021, di Kudus

Jangka waktu perlindungan : Berlaku selama hidup Pencipta dan terus berlangsung selama 70 (tujuh puluh) tahun setelah Pencipta meninggal dunia, terhitung mulai tanggal 1 Januari tahun berikutnya.

Nomor pencatatan : 000258918

adalah benar berdasarkan keterangan yang diberikan oleh Pemohon.

Surat Pencatatan Hak Cipta atau produk Hak terkait ini sesuai dengan Pasal 72 Undang-Undang Nomor 28 Tahun 2014 tentang Hak Cipta.



a.n. MENTERI HUKUM DAN HAK ASASI MANUSIA
DIREKTUR JENDERAL KEKAYAAN INTELEKTUAL

Dr. Freddy Harris, S.H., LL.M., ACCS.
NIP. 196611181994031001

Disclaimer:

Dalam hal pemohon memberikan keterangan tidak sesuai dengan surat pernyataan, menteri berwenang untuk mencabut surat pencatatan permohonan.

LAMPIRAN PENCIPTA

No	Nama	Alamat
1	Jayanti Putri Purwaningrum, S. Pd., M. Pd.	Jalan Kaliyitno Kulon RT 3 RW 5 Dukuh Banci Desa Puyoh KEC Dawe Kabupaten Kudus
2	Imaniar Purbasari, S.Pd., M.Pd.	Jalan Kiangkat RT 3 RW 4 Desa Rendeng Kecamatan Kota Kabupaten Kudus Jawa Tengah
3	Gilang Puspita Rini, S. E., M.M	Dk Pendem Wetan RT 01 RW 10 Desa Jepang Kecamatan Mejobo Kabupaten Kudus Jawa Tengah
4	Nur Fajrie, S.Pd., M.Pd.	Jalan Kiangkat RT 3 RW 4 Desa Rendeng Kecamatan Kota Kabupaten Kudus Jawa Tengah

LAMPIRAN PEMEGANG

No	Nama	Alamat
1	Jayanti Putri Purwaningrum, S. Pd., M. Pd.	Jalan Kaliyitno Kulon RT 3 RW 5 Dukuh Banci Desa Puyoh Kecamatan Dawe Kabupaten Kudus Jawa Tengah
2	Imaniar Purbasari, S.Pd., M.Pd.	Jalan Kiangkat RT 3 RW 4 Desa Rendeng Kecamatan Kota Kabupaten Kudus Jawa Tengah
3	Gilang Puspita Rini, S. E., M.M	Dk Pendem Wetan RT 01 RW 10 Desa Jepang Kecamatan Mejobo Kabupaten Kudus Jawa Tengah
4	Nur Fajrie, S.Pd., M.Pd.	Jalan Kiangkat RT 3 RW 4 Desa Rendeng Kecamatan Kota Kabupaten Kudus Jawa Tengah



A machine construction design must have an effective and efficient system so that it can result in maximum quality production. The machine design approach is focused on needs analysis so that the craftsmen can easily operate the molding machine to produce the 30 cm diameter mortar. The molding machine was made in order to replace the human labor in producing pottery. The existence of this machine is also expected to be able to improve the quality of the mortar product itself. Thus, it is necessary to have target-oriented planning in the design method. The use of this method is expected to be useful in the pottery business in Mayong Lor Village, Jepara, Central Java, Indonesia. Target-oriented planning aims to seek for proper steps for the production, as well as to effectively improve product's quality and time-efficient. This is because the machine was made to be sustainably used to produce the 30 cm diameter mortar. Below is the flow chart of the action plan.

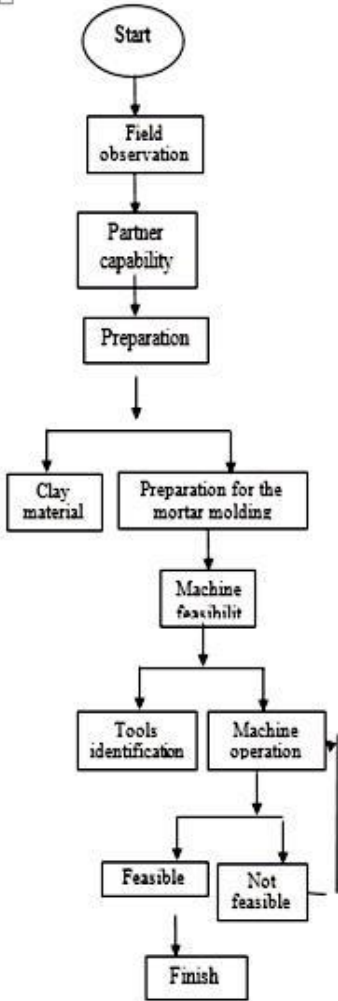


Figure 2: The flow chart of the action plan Results.

The implementation process starts from observation and field review. From these activities, it was found that the simple and manual hand-made manufacture leads to the sub-optimal production because it takes longer time. Therefore, an appropriate technology tool is needed in the form of molding machines to increase the production so it can be more efficient both in quality and quantity.

The results of the making process of a pottery molding machine with a diameter of 30 cm are as follows.

1. Determine the prototype design for the 30 cm diameter mortar molding machine.

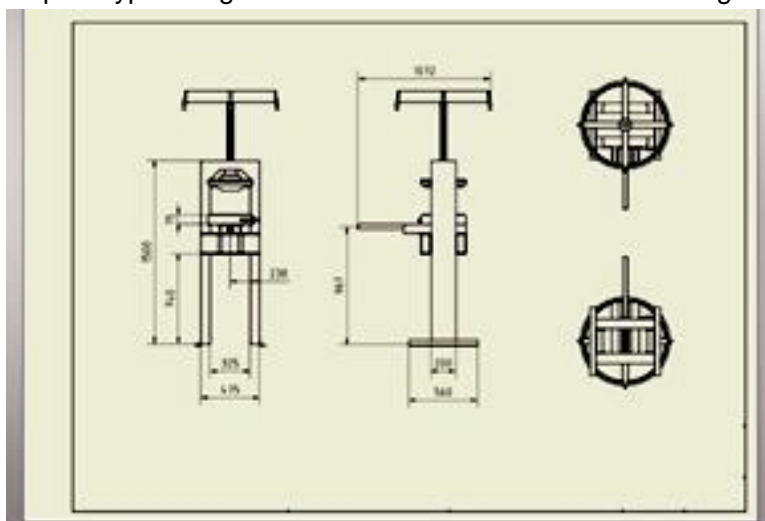


Figure 3: 2D Prototype Picture of A Mortar Molding Machine with A Diameter of 30 cm.

The following is a 2D prototype picture of a mortar molding machine with a diameter of 30 cm with a 1: 20 scale and in millimetre. Below is the 3D prototype picture of a mortar molding machine with a diameter of 30 cm with a 1: 15 scale and in millimetre

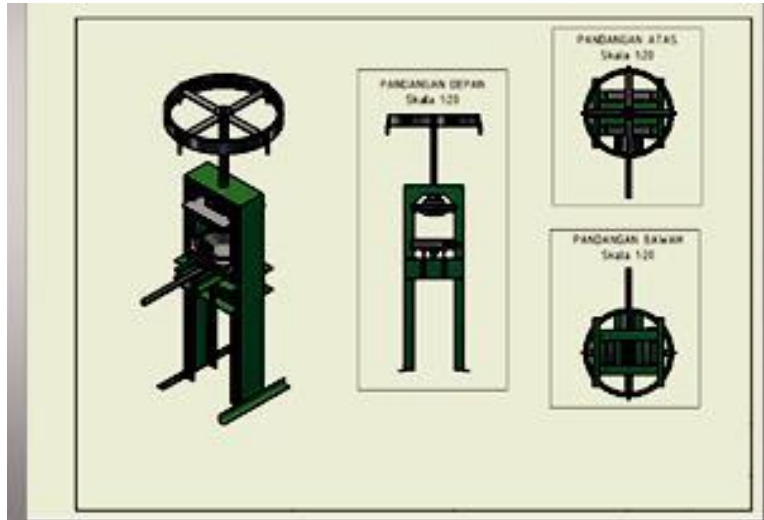


Figure 4: 3D Prototype Picture of A Mortar Molding Machine with A Diameter of 30 cm.

2. Determine the specification of 30 cm mortar molding machine. The specification of 30 cm mortar molding machine are as follows:

Model : mortar molding machine with a diameter of 30 cm

Type : manual

Weight : 1000 kg

Frame : mild steel

3. The Production of Mortar Molding Machine with a Diameter of 30 cm

The mortar molding machine with a diameter of 30 cm is a machine used to make mortar with a diameter of 30 cm. This machine does not need electricity because it uses manpower. The operation of this machine is very easy, and its maintenance is not so difficult.