

**SKRIPSI**



**A CORRELATIONAL STUDY BETWEEN STUDENT INTENSITY OF  
WATCHING ENGLISH MOVIE AND THEIR LISTENING SKILL AT  
SMAN 1 BAE KUDUS ACADEMIC YEAR 2022/2023**

**By  
R.VLOENVIO W.E.  
NIM: 201932069**

**ENGLISH EDUCATION DEPARTMENT  
TEACHER TRAINING AND EDUCATION FACULTY  
UNIVERSITY OF MURIA KUDUS**

**2023**

**SKRIPSI**



**A CORRELATIONAL STUDY BETWEEN STUDENT INTENSITY OF  
WATCHING ENGLISH MOVIE AND THEIR LISTENING SKILL AT  
SMAN 1 BAE KUDUS ACADEMIC YEAR 2022/2023**

**By  
R.VLOENVIO W.E.  
NIM: 201932069**

**ENGLISH EDUCATION DEPARTMENT  
TEACHER TRAINING AND EDUCATION FACULTY  
UNIVERSITY OF MURIA KUDUS**

**2023**



**A CORRELATIONAL STUDY BETWEEN STUDENT INTENSITY OF  
WATCHING ENGLISH MOVIE AND THEIR LISTENING SKILL AT  
SMAN 1 BAE KUDUS ACADEMIC YEAR 2022/2023**

**SKRIPSI**

**Presented for University of Muria Kudus to partial fulfillment  
of the requirements for completing the Sarjana program  
in the English Education Department**

**By  
R.VLOENVIO W.E.  
NIM: 201932069**

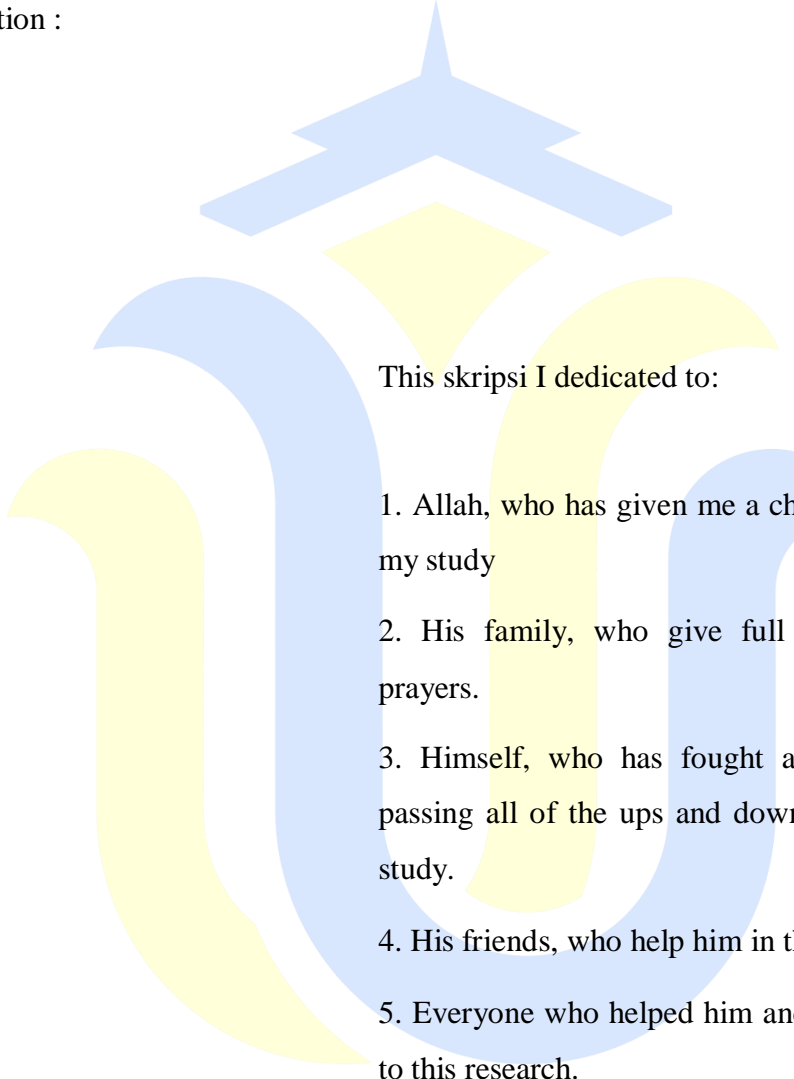
**ENGLISH EDUCATION DEPARTMENT  
TEACHER TRAINING AND EDUCATION FACULTY  
UNIVERSITY OF MURIA KUDUS**

2023

## MOTTO AND DEDICATION

My Motto: "Life don't just go flow with, fight for it."

Dedication :



This skripsi I dedicated to:

1. Allah, who has given me a chance to clear my study
2. His family, who give full support and prayers.
3. Himself, who has fought and struggled passing all of the ups and downs during the study.
4. His friends, who help him in the research.
5. Everyone who helped him and contributed to this research.

## ADVISOR APPROVAL

This is to certify that the *skripsi* of R.Vlovenvio W.E. (NIM 201932069) has been approved by the *skripsi* advisors for further approval by the Examining Committee.

Kudus, December 7<sup>th</sup>, 2023

Advisor I




Rusiana, S.Pd., M.Pd.

NIDN. 0611118301

Kudus,

Advisor II



Dr. Titis Sulistyowati, S.S., M.Pd

NIDN: 0002048101

Acknowledge by:

Head of English Department Education Department



Dr. Titis Sulistyowati, S.S., M.Pd

NIDN: 0002048101

## EXAMINER'S APPROVAL

This is to certify that the *skripsi* of R. Vlovenvio W.E. (NIM 201932069) has been Reviewed by the Examining Committee as for requirement for research

Kudus, December 13<sup>th</sup>, 2023

Examining Committee



Rusiana, S.Pd, M.Pd.  
NIDN. 0611118301

, Chairperson



Dr. Titits Sulistyowati, S.S., M.Pd.  
NIDN. 0002048101

, Member



Agung Dwi Nurcahyo, S.S., M.Pd.  
NIDN. 0607037804


, Member



Farid Noor Romadlon, S.Pd., M.Pd.  
M.Pd. NIDN. 0602078301

, Member

Acknowledged by  
The Faculty of Teacher Training and Education



Drs. Sucipto, M.Pd., Kons  
NIDN. 0629086302

## ACKNOWLEDGEMENT

Above all, the author expresses gratitude and appreciation for Allah SWT's presence as well as for his kindness and grace, which have made it possible for him to complete the study titled: "The Correlation Study between Student's Intensity of watching English movie and their listening skill at SMAN 1 Bae Kudus".

The researcher realizes that without the assistance and support of numerous parties, this research could not have been finished correctly. Therefore, on this occasion, he would like to express his gratitude to the:

1. Drs. Sucipto, M.Pd., Kons. as the Dean of Teacher Training and Education Faculty of Universitas Muria Kudus.
2. Dr. Titis Sulistyowati, S.S., M.Pd as the head of the English Education Department of Teacher Training and Education Faculty of Universitas Muria Kudus, and as well as the second advisor who has offered advice and direction on the content of this skripsi.
3. Rusiana, S.Pd., M.Pd. as the first supervisor to offer advice and support to ensure that the skripsi is accurate and comprehensive.
4. All teachers and lecturers of the English Education Department and the staff of the Teacher Education Department of Muria Kudus.
5. The headmaster of SMAN 1 Bae Kudus, approved and permitted the researcher to do the research in SMAN 1 Bae Kudus.
6. The English Teacher of SMAN 1 Bae Kudus, who helps the researcher conduct the class and the students when doing research in SMAN 1 Bae Kudus.
7. The Eleventh-grade Students of SMAN 1 Bae Kudus, who participated and want to be a sample of the research.
8. The Researcher's parents, who always give the best support and their prayers.
9. The researcher friend's, give support and advice.
- 10 All people who were involved in writing the skripsi.

Kudus, 2023



R. Vloenvio W.E.



## ABSTRACT

Emeraldo, Vlovenvio. 2023. The Correlation Between Student Intensity of Watching Movies and Listening Skills of The Students of SMAN 1 Bae Kudus. Skripsi. English Education Department, Faculty of Teacher Training and Education, Universitas Muria Kudus. Advisors: (1) Rusiana, S.Pd., M.Pd. (2) Dr.Titis Sulistyowati, S.S., M.Pd.

**Keywords:** Intensity of Watching Movie, Listening Skill, Correlation Research

Language has supreme role in human, especially when communicating with other human. According to the researcher's from base experience during PLP II in eleventh grade students of SMAN 1 Bae Kudus, some students have a good listening skill and communicating in English with primaly. And some of them with good English score have hobbies or intense on watching movies. This makes the researcher curios and want to conduct research of correlation between students' intensity of watching English movies (X), and their listening skills (Y).

With some influence of movies which are popular now globally, the researcher wants to know if there is significant a correlational study between student's intensity of watching English movies and their listening skills at SMAN 1 Bae Kudus in the academic year 2022/2023 or not.

This is quantitative correlation research, with student' intensity of watching movies and their listening skill variables. The researcher used a cluster-random sampling technique to take the sample in class Eleventh grade in SMAN 1 Bae Kudus. The instruments used to get the data were from questionnaire and listening test skills with TOEFL.

The researcher found a correlation value ( $r_{xy}$ ) of 0.115 between students' intensity of watching English movies and their listening skills. This value falls in the "Very Low" range (0.1-0.19), indicating a non-significant correlation. The calculated  $t_{count}$  was 0.644 with 31 degrees of freedom, while the  $t_{table}$  value was 1.69552. The result of this study found there is no significant correlation between students' movie-watching habits and their listening skills.

In conclusion, there is no significant correlation and very low correlation between Student's intensity of watching English movies and their listening skill in Eleventh-grade students of SMAN 1 Bae Kudus. This is because the students are always focus with subtitles and just use a movie for entertainment.

## ABSTRAK

Emeraldo, Vloenvio. 2023. The Correlation Between Student Intensity of Watching Movies and Listening Skills of The Students of SMAN 1 Bae Kudus. Skripsi. English Education Department, Faculty of Teacher Training and Education, Universitas Muria Kudus. Advisors: (1) Rusiana, S.Pd., M.Pd. (2) Dr.Titis Sulistyowati, S.S., M.Pd.

**Keywords:** Intensity of Watching Movie, Listening Skill, Correlation Research

Bahasa memiliki peran yang sangat penting bagi manusia, terutama dalam berkomunikasi dengan manusia lainnya. Berdasarkan pengalaman peneliti selama PLP II pada siswa kelas XI SMAN 1 Bae Kudus, beberapa siswa memiliki kemampuan mendengar yang baik dan berkomunikasi dalam bahasa Inggris dengan baik. Dan beberapa dari mereka yang memiliki nilai bahasa Inggris yang baik memiliki hobi atau intens dalam menonton film. Hal ini membuat peneliti penasaran dan ingin melakukan penelitian mengenai korelasi antara intensitas siswa menonton film berbahasa Inggris (X) dengan kemampuan listening mereka (Y).

Dengan adanya pengaruh dari film yang sedang populer saat ini secara global, peneliti ingin mengetahui apakah ada hubungan yang signifikan antara intensitas siswa dalam menonton film berbahasa Inggris dengan kemampuan menyimak siswa di SMAN 1 Bae Kudus tahun ajaran 2022/2023 atau tidak.

Penelitian ini merupakan penelitian korelasi kuantitatif, dengan variabel intensitas siswa menonton film dan kemampuan mendengarkan mereka. Peneliti menggunakan teknik cluster-random sampling untuk mengambil sampel di kelas sebelas di SMAN 1 Bae Kudus. Instrumen yang digunakan untuk mendapatkan data berasal dari kuesioner dan tes kemampuan mendengarkan dengan TOEFL.

Peneliti menemukan nilai korelasi ( $r_{xy}$ ) sebesar 0,115 antara intensitas siswa menonton film berbahasa Inggris dengan kemampuan listening mereka. Nilai ini berada pada rentang "Sangat Rendah" (0.1-0.19), yang mengindikasikan korelasi yang tidak signifikan. Nilai thitung yang dihitung adalah 0.644 dengan derajat kebebasan 31, sedangkan nilai ttabel adalah 1.69552. Hasil dari penelitian ini menemukan bahwa tidak ada korelasi yang signifikan antara kebiasaan menonton film siswa dengan kemampuan mendengarkan mereka.

Kesimpulannya, tidak ada korelasi yang signifikan dan korelasi yang sangat rendah antara intensitas siswa dalam menonton film berbahasa Inggris dengan kemampuan mendengarkan mereka pada siswa kelas sebelas SMAN 1 Bae Kudus. Hal ini disebabkan karena siswa selalu fokus dengan teks film dan hanya menggunakan film sebagai hiburan.

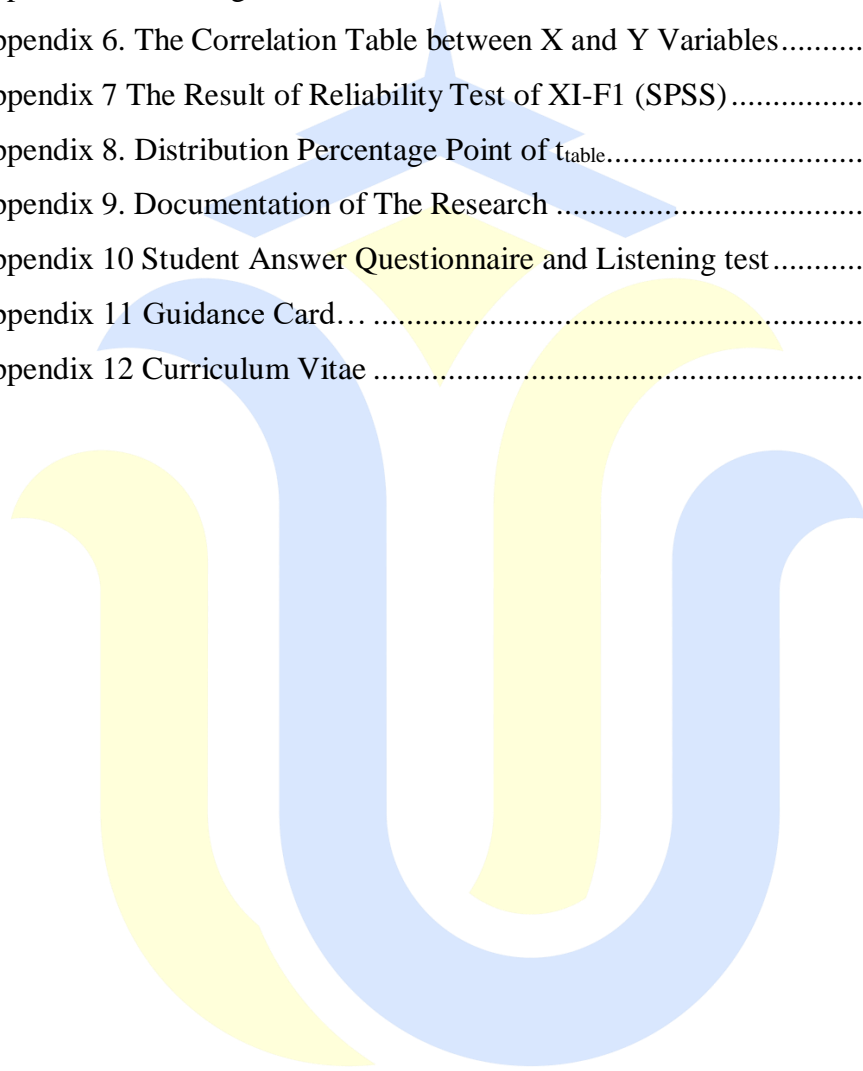
## TABLE OF CONTENT

|   |             |
|---|-------------|
| <b>COVER</b> .....                            | <b>i</b>    |
| <b>LOGO</b> .....                             | <b>iii</b>  |
| <b>TITLE</b> .....                            | <b>iv</b>   |
| <b>MOTTO AND DEDICATION</b> .....             | <b>v</b>    |
| <b>ADVISOR APPROVAL</b> .....                 | <b>vi</b>   |
| <b>EXAMINER’S APPROVAL</b> .....              | <b>vii</b>  |
| <b>ACKNOWLEDGEMENT</b> .....                  | <b>viii</b> |
| <b>ABSTRACT</b> .....                         | <b>ix</b>   |
| <b>ABSTRAK</b> .....                          | <b>x</b>    |
| <b>TABLE OF CONTENT</b> .....                 | <b>xi</b>   |
| <b>LIST OF TABLE AND FIGURES</b> .....        | <b>xiv</b>  |
| <b>CHAPTER 1</b> .....                        | <b>1</b>    |
| <b>INTRODUCTION</b> .....                     | <b>1</b>    |
| 1.1 Background of the Research.....           | 1           |
| 1.2 Statement of the Problem .....            | 2           |
| 1.3 Objective of the Research.....            | 2           |
| 1.4 Significance of the Research .....        | 2           |
| 1.5 Scope of the Research .....               | 3           |
| 1.6 Operational Definition.....               | 3           |
| <b>CHAPTER II</b> .....                       | <b>4</b>    |
| <b>REVIEW OF RELATED LITERATURE</b> .....     | <b>4</b>    |
| 2.1 Concept and Theory Listening Skill.....   | 4           |
| 2.1.1. Definition of Listening Skill .....    | 4           |
| 2.2 Teaching English in SMAN 1 Bae Kudus..... | 6           |
| 2.2.1. How To Teach Listening .....           | 7           |
| 2.3 Review of Previous Research .....         | 8           |
| 2.4 Hypothesis .....                          | 9           |
| <b>CHAPTER III</b> .....                      | <b>10</b>   |

|  |           |
|--|-----------|
| <b>RESEARCH METHOD .....</b>   | <b>10</b> |
| 3.1 Design of the Research.....  | 10        |
| Figure 3.1 Simple model of correlation .....   | 10        |
| 3.2 Sample and Population.....   | 10        |
| 3.3 Instrument of research.....  | 11        |
| 3.3.1 Questionnaire .....  | 11        |
| 3.3.2 Test .....   | 12        |
| 3.3.3 Validity .....   | 12        |
| 3.3.4 Reliability.....   | 13        |
| 3.4 Data Collection .....  | 13        |
| 3.5 Technique of Analysis Data.....  | 14        |
| <b>CHAPTER IV .....</b>  | <b>16</b> |
| <b>FINDING OF THE RESEARCH.....</b>  | <b>16</b> |
| 4.1 Findings.....  | 16        |
| 4.1.1 The Result of the Questionnaire Students Intensity of Watching English Movie .....                   | 17        |
| 4.1.2 The Result of the Listening Test.....  | 19        |
| 4.2 Data Analysis.....   | 21        |
| 4.3 The Correlational Between Students' Intensity of Watching English Movie and Their Listening Skill..... | 21        |
| 4.4 Statistical Hypothesis .....   | 25        |
| <b>CHAPTER V .....</b>   | <b>26</b> |
| <b>DISCUSSION .....</b>  | <b>26</b> |
| 5.1 The Correlation between Students' Intensity of watching English Movie and Their Listening Skill.....   | 26        |
| <b>CHAPTER VI.....</b>   | <b>30</b> |
| <b>CONCLUSION AND SUGGESTIONS .....</b>  | <b>30</b> |
| 6.1 Conclusion.....  | 30        |
| 6.2 Suggestion.....  | 30        |
| <b>REFERENCES .....</b>  | <b>32</b> |
| <b>APPENDICES .....</b>  | <b>34</b> |

Appendix 1 Questionnaire of students' habit of watching movies on their

|  |    |
|--|----|
| listening skill .....  | 35 |
| Appendix 2 Listening Test (Adopted by Toefl Test ).....                      | 37 |
| Appendix 3 Key Answer Listening Test.....                                    | 40 |
| Appendix 4 The Questionnaire Intensity of watching English Score of XI-F 141 |    |
| Appendix 5 Listening Test Score of XI-F 1 .....                              | 42 |
| Appendix 6. The Correlation Table between X and Y Variables.....             | 44 |
| Appendix 7 The Result of Reliability Test of XI-F1 (SPSS).....               | 45 |
| Appendix 8. Distribution Percentage Point of $t_{table}$ .....               | 47 |
| Appendix 9. Documentation of The Research .....                              | 48 |
| Appendix 10 Student Answer Questionnaire and Listening test.....             | 49 |
| Appendix 11 Guidance Card... ..  | 70 |
| Appendix 12 Curriculum Vitae .....   | 73 |



## LIST OF TABLE AND FIGURES

|   |    |
|---|----|
| Figure 2.1 Theoretical Framework .....  | 9  |
| Table 3.1 The Categories of Research Instrument of habit watching movie   | 11 |
| Table 3.2 The Respond Scale of Students' Habit of Watching to Movie<br>Rating Scale Positive Score Negative Score ..... | 12 |
| Table 3.3 The Respond Scale of Students' Habit Watching to English Movies<br>Reliability .....                          | 13 |
| Figure 4.1 Total of points answers to Each Question .....   | 17 |
| Table 4.1 The result of the questionnaire .....   | 18 |
| Table 4.2 The result of the listening test .....  | 19 |
| Table 4.3 The interpretation of the score .....   | 20 |
| Table 4.4 Total of Listening Correct Answer Percentage of Each Question.  | 21 |
| Table 4.5 The correlation between students' learning style and listening test<br>score .....                            | 22 |
| Table 4.6 Pearson Product Correlation... ..   | 24 |
| Table 4.7 Interpretation of the Strength of Correlation Test Results .....  | 24 |