



**THE INFLUENCE OF WORKING HOURS, WAGE,
EDUCATION, AND WORK EXPERIENCE ON WORK
PRODUCTIVITY (CASE STUDY ON MONEL SME'S
CENTRE IN JEPARA REGENCY)**

Thesis

Prepared to Obtain a Bachelors Degree in Management

By:

SIRLI AMRIYA

NIM. 201911304

**MANAGEMENT STUDY PROGRAM
FACULTY OF ECONOMICS AND BUSINESS
UNIVERSITAS MURIA KUDUS**

YEAR 2025



**THE INFLUENCE OF WORKING HOURS, WAGE,
EDUCATION, AND WORK EXPERIENCE ON WORK
PRODUCTIVITY (CASE STUDY ON MONEL SME'S CENTRE
IN JEPARA REGENCY)**

This thesis is submitted as one of the requirements to complete the undergraduate
degree (S1) at the Faculty of Economics and Business

Universitas Muria Kudus

By:

SIRLI AMRIYA

NIM. 201911304

**MANAGEMENT STUDY PROGRAM
FACULTY OF ECONOMICS AND BUSINESS
UNIVERSITAS MURIA KUDUS**

YEAR 2025

**THE INFLUENCE OF WORKING HOURS, WAGE,
EDUCATION, AND WORK EXPERIENCE ON WORK
PRODUCTIVITY (CASE STUDY ON MONEL SME'S
CENTRE IN JEPARA REGENCY)**

Name : Sirli Amriya

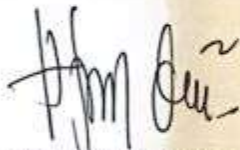
NIM : 201911304

Study Program : Manajemen

This thesis has been approved to be defended before the Thesis Examination
Team of the Faculty of Economics and Business, Universitas Muria Kudus

Kudus, March 13, 2025


Advisors I



(Dr. Dra. Mamik Indaryani, M.S)

NIDK. 8908501024

Advisors II



(Hutoho Rusdianto, S.E., M.B.A., A.W.M., Q.W.M., C.B.V)

NIDN. 0619108502

Acknowledge,
Head of Management Study Program



(Noor Indah Rahmawati, S.E., M.M.)

NIDN. 0024037701

**THE INFLUENCE OF WORKING HOURS, WAGE,
EDUCATION, AND WORK EXPERIENCE ON WORK
PRODUCTIVITY (CASE STUDY ON MONEL SME'S
CENTRE IN JEPARA REGENCY)**

Name : Sirli Amriya
NIM : 201911304
Study Program : Management

This thesis has been approved and defended before the Thesis Examination Team
of the Faculty of Economics and Business, Universitas Muria Kudus

Kudus, March 13, 2025

Acknowledge,
Head of Management Study Program Advisors I



(Noor Indah Rahmawati, S.E., M.M)
NIDN. 0024037701



(Dr. Dra. Mamik Indaryani, M.S)
NIDK. 8908501024

Acknowledge,
Dekan Advisors II



(Dr. Kertan Sumekar, S.E., M.M)
NIDN. 0616077304



(Sutomo Rusdianto, S.E., M.B.A., A.W.M., Q.W.M., C.B.V)
NIDN. 0628045901

MOTTO AND DEDICATION

Motto:

“People talk behind your back because you are always ahead of them”

(Henry manampiring on The Alpha Girl’s Guide, 65:2)

Dedication:

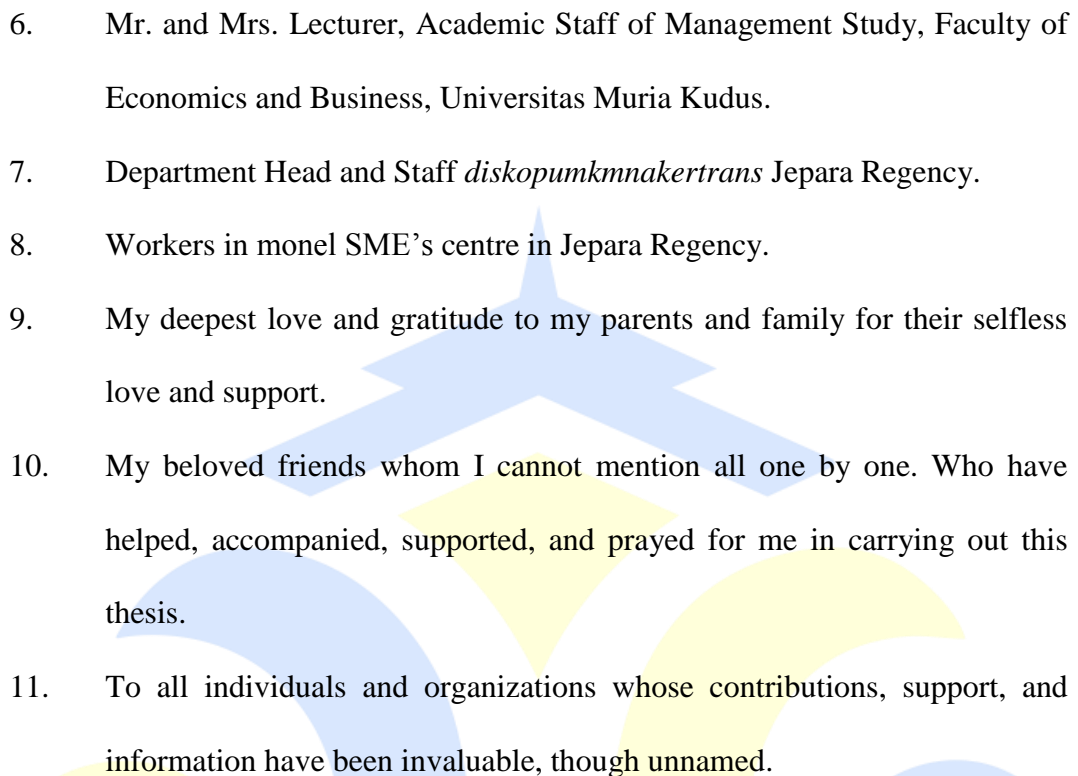
1. Parents of the author who always pray, support, and give love to the author until finally the author can complete this thesis.
2. The author's friends who have helped the author from the beginning to the end of the lecture

FOREWORD

Praise be to Allah SWT, for His divine blessings and mercies, which have facilitated the completion of this thesis entitled "**THE INFLUENCE OF WORKING HOURS, WAGE, EDUCATION, AND WORK EXPERIENCE ON WORK PRODUCTIVITY (CASE STUDY ON MONEL SME'S CENTRE IN JEPARA REGENCY)**". This thesis was prepared as an academic requirement in completing the Bachelor program (S1) study at the Faculty of Economics and Business, Department of Management, Universitas Muria Kudus.

The author wishes to express deepest appreciation to the following individuals and institutions for their invaluable support to:

1. Mr. Prof. Dr. Ir. Darsono, M.Si, as the Rector Universitas Muria Kudus.
2. Mrs. Dr. Kertati Sumekar, S.E., M.M., as the Dekan of the Faculty of Economics and Business, Universitas Muria Kudus.
3. Mrs. Noor Indah Rahmawati, S.E., M.M., as the Head of Management Study Program of the Faculty of Economic and Busines, Universitas Muria Kudus.
4. Mrs. Dr. Dra. Mamik Indaryani, M.S., as Advisors I for her patient guidance and dedication throughout my thesis journey.
5. Mr. Hutomo Rusdianto, S.E., M.B.A., Q.W.M., C.B.V., as Advisors II whose expert guidance, patience, and dedication facilitated the completion of this thesis.

- 
6. Mr. and Mrs. Lecturer, Academic Staff of Management Study, Faculty of Economics and Business, Universitas Muria Kudus.
 7. Department Head and Staff *diskopumkmnakertrans* Jepara Regency.
 8. Workers in monel SME's centre in Jepara Regency.
 9. My deepest love and gratitude to my parents and family for their selfless love and support.
 10. My beloved friends whom I cannot mention all one by one. Who have helped, accompanied, supported, and prayed for me in carrying out this thesis.
 11. To all individuals and organizations whose contributions, support, and information have been invaluable, though unnamed.

The author apologizes if the preparation and discussion of this thesis is still far from perfect. Therefore, the author expects constructive criticism and suggestions for better writing in the future.

Kudus, February 2025

The Authors,

SIRLI AMRIYA

**THE INFLUENCE OF WORKING HOURS, WAGE, EDUCATION, AND
WORK EXPERIENCE ON WORK PRODUCTIVITY (CASE STUDY ON
MONEL SME'S CENTRE IN JEPARA REGENCY)**

Sirli Amriya
NIM. 201911304

Advisors:

1. Dr. Dra. Mamik Indaryani, M.S.
2. Hutomo Rusdianto, S.E.,M.B.A.,A.W.M.,Q.W.M.,C.B.V

**UNIVERSITAS MURIA KUDUS
FACULTY OF ECONOMICS AND BUSINESS MANAGEMENT STUDY
PROGRAM**

ABSTRACT

This study aims to analyze the influence of working hours, wages, education, and work experience on employee work productivity at the Monel MSME Center, Jepara Regency, by involving 94 respondents. The data used in this study was obtained through a questionnaire distributed to employees at the Monel MSME Center. Data analysis was carried out using linear regression with SPSS 26. The results showed that 1) working hours had a positive and significant effect on employee work productivity, 2) wages had a positive and significant effect on employee work productivity, 3) education had a positive and significant effect on employee work productivity, 4) work experience had a positive and significant effect on employee work productivity, 5) working hours, wages, education, and work experience simultaneously had a positive and significant effect on employee work productivity employee work productivity at the monel MSME center in Jepara Regency is 80.5%.

Keywords: working hours, wages, education, work experience, work productivity

TABLE OF CONTENT

	Pages
COVER PAGE	i
TITLE PAGE	ii
THESIS APPROVAL PAGE	iii
THESIS RATIFICATION PAGE.....	iv
MOTTO AND DEDICATION	v
FOREWORD	vii
ABSTRACT.....	viii
TABLE OF CONTENT	ix
LIST OF TABLES	xii
LIST OF FIGURE.....	xiii
LIST OF ATTACHMENTS	xiv
CHAPTER I INTRODUCTION	1
1.1 Background of the problem	1
1.2 Scope.....	11
1.3 Formulation of the problem	11
1.4 Research Objectives.....	12
1.5 Research Benefit	13
CHAPTER II LITERATURE REVIEW	14
2.1 Work Productivity.....	14
2.1.1 Definition of Work Productivity	14
2.1.2 Factors that Affect Work Productivity	15
2.1.3 Indicators of Work Productivity	16
2.2 Working Hours.....	17
2.2.1 Definition of Working Hours	17
2.2.2 Indicator of Working Hours	18
2.3 Wages.....	20
2.3.1 Definition of Wages	20
2.3.2 Type of Wages.....	21
2.3.3 Indicator of Wages	21

2.4	Education	25
2.4.1	Definition of Education.....	25
2.4.2	Factors that affect Education	26
2.4.3	Indicator of Education	27
2.5	Work Experience	29
2.5.1	Definition of Work Experience	29
2.5.2	Factors that affect Work Experience	30
2.5.3	Indicator of Work Experience	30
2.6	Influence Between Variables	32
2.6.1	Influence between Working Hours on Work Productivity.....	32
2.6.2	Influence between of Wages on Work Productivity.....	33
2.6.3	Influence between Education on Work Productivity.....	33
2.6.4	Influence between Work Experience on Work Productivity.....	33
2.7	Past Research	33
2.8	Theoretical Thinking Framework	35
2.9	Hypothesis.....	36
CHAPTER III RESEARCH METHODS		37
3.1	Research Design.....	37
3.2	Research Variables and Operational Definitions of Variables	37
3.2.1	Research Variable.....	37
3.2.2	Variable Operational Definition	38
3.3	Type and Sources of Data	41
3.3.1	Data Types.....	41
3.3.2	Data Sources	41
3.4	Population and Sample	42
3.4.1	Population.....	42
3.4.2	Sample	42
3.5	Sampling Techniques.....	43
3.6	Data Collection	43
3.7	Data Analysis	45
3.7.1	Validity Test.....	45

3.7.2	Realibility Test.....	45
3.8	Data Processing.....	46
3.9	Data Analysis	47
3.9.1	Classical Assumption Test.....	47
3.9.2	Hypothesis Test.....	49
CHAPTER IV RESULT AND DISCUSSION		54
4.1	Overview of Research Objects.....	54
4.2	Research Result.....	55
4.2.1	Characteristics of Respondents.....	55
4.2.2	Respondents' Responses to Research Variables	59
4.3	Data Analysis	63
4.3.1	Validity and Reliability Test Results.....	63
4.3.2	Results of the Classic Assumption Test	65
4.3.3	Quantitative Analysis	70
4.4	Discusion.....	74
4.4.1	The Influence of Working Hours on Work Productivity.....	74
4.4.2	The Influence of Wages on Work Productivity.....	75
4.4.3	The Influence of Education on Work Productivity	77
4.4.4	The Influence of Work Experience on Work Productivity	79
4.4.5	The Influence of Working Hours, Wages, Education and Work Experience on Work Productivity	81
CHAPTER V CONCLUSION AND SUGGESTION		83
5.1	Conclusion	83
5.2	Sugesstion	84
BIBLIOGRAPHY		86
ATTACHMENT		91

LIST OF TABLES

	Pages
Table 1. 1 Jepara Regency SME's Centre for 2021-2023	2
Table 1. 2 Recapitulation of Data on Total Production by Business Name, and Working Hours in Monel Businesses in Jepara Regency Year 2021 - 2023	4
Table 1. 3 Data on the Highest and Lowest Wages of Monel Workers in Jepara Regency in 2021 - 2023	6
Table 1. 4 Recapitulation of Average Education Data by Business Name, Number of Workers, and Work Experience in Monel Businesses in Jepara Regency.....	7
Table 3. 1 Scale Likert Table	44
Table 4. 1 Respondent Characteristics by Gender	56
Table 4. 2 Respondent Characteristics by Age	57
Table 4. 3 Respondents' Response to the Working Hours Variable (X1).....	59
Tabel 4. 4 Respondents' Response to the Wage Variable (X2)	60
Table 4. 5 Respondents' Responses to Educational Variables (X3)	61
Table 4. 6 Respondents' Responses to Work Experience Variables (X4)	62
Table 4. 7 Respondents' Responses to Work Productivity Variables (Y).....	63
Table 4. 8 Validity Test Results.....	64
Table 4. 9 Reliability Test.....	65
Table 4. 10 Normality Test	67
Table 4. 11 Multicollinearity Test Results.....	68
Table 4. 12 Reliability Test Results (<i>Glejser test</i>)	68
Table 4. 13 Autocorrelation Test Results	69
Table 4. 14 Multiple Linear Regression Analysis	70
Table4. 15 t-Test	72
Table 4. 16 F-Test	73
Table 4. 17 R^2 Result	74

LIST OF FIGURES

	Pages
Figure 2. 1 Theoretical Thinking Framework.....	35
Figure 4. 1 Normal Normality Test P-P Plot	66



LIST OF ATTACHMENT

	Pages
Attachment 1 Research Statement	92
Attachment 2 Questionnaire Results	97
Attachment 3 Respondent Data.....	102
Attachment 4 Data Processing Result SPSS 26.....	106
Attachment 5 R Table	115
Attachment 6 T Table.....	119
Attachment 7 F Table.....	123
Attachment 8 Research Documentation.....	127
Attachment 9 Research Reply Letter	130
Attachment 10 Research Permit Letter	132