



**THE CORRELATION BETWEEN ATTITUDE TOWARD
POWERPOINT PRESENTATIONS AND GRAMMAR
ACHIEVEMENT OF THE THIRD SEMESTER STUDENTS OF
ENGLISH EDUCATION DEPARTMENT OF
MURIA KUDUS UNIVERSITY IN THE ACADEMIC YEAR
2013/2014**

**By
SITI NAFISAH
NIM 200932031**

**ENGLISH EDUCATION DEPARTMENT
TEACHER TRAINING AND EDUCATION FACULTY
MURIA KUDUS UNIVERSITY
2014**



**THE CORRELATION BETWEEN ATTITUDE TOWARD
POWERPOINT PRESENTATIONS AND GRAMMAR
ACHIEVEMENT OF THE THIRD SEMESTER STUDENTS OF
ENGLISH EDUCATION DEPARTMENT OF
MURIA KUDUS UNIVERSITY IN THE ACADEMIC YEAR
2013/2014**

SKRIPSI

**Presented to the University of Muria Kudus
in Partial Fulfillment of the Requirements for Completing the Sarjana Program
in the Department of English Education**

**By
Siti Nafisah
NIM 200932031**

**ENGLISH EDUCATION DEPARTMENT
TEACHER TRAINING AND EDUCATION FACULTY
MURIA KUDUS UNIVERSITY
2014**

MOTTO AND DEDICATION

MOTTO

- ∞ “The more grateful, the more happiness”
- ∞ “Regret nothing. Everything happens for a reason”
- ∞ ***“Get up! Get on!”***
- ∞ “Keep on going, no matter how hard it may be”
- ∞ “Do the best and God will do the rest”



This skripsi is dedicated to:


- The writer's beloved mother and father (*Mrs. Tarmisih and Mr. Suradi*) who always give spirit in her life.
- The writer's sister and brothers who always support her.
- The closest people in her life.

ADVISORS' APPROVAL

This is to certify that the *Skripsi* of Siti Nafisah (NIM 200932031) has been approved by the *Skripsi* advisors for further approval by the Examining Committee.


Kudus, March 2014

Advisor I



Mutohar, S.Pd., M.Pd
NIS 0610701000001204



Advisor II



Nuraeningsih, S.Pd., M.Pd
NIS 0610701000001201

Acknowledged by

The Faculty of Teacher Training and Education




Dr. Drs. Slamet Utomo, M.Pd
NIP 19621219 198703 1015

EXAMINERS' APPROVAL


This is to certify that the *Skripsi* of Siti Nafisah (NIM 200932031) has been approved by the Examining Committee as a requirement for the Sarjana Degree of English Education.

Kudus, March 2014


Skripsi Examining Committee:


Mutohar, S.Pd., M.Pd
NIS 0610701000001204

Chairperson


Nuraeningsih, S.Pd., M.Pd
NIS 0610701000001201

Member



Titis Sulistyowati, SS, M.Pd
NIP. 198104022005012001


Member


Farid Noor Romadlon, S.Pd., M.Pd
NIS. 0610701000001227

Member

Acknowledged by
The Faculty of Teacher Training and Education




Dr. Drs. Slamet Utomo, M.Pd
NIP 19621219 198703 1015

ACKNOWLEDGEMENT

Alhamdulillah, glory to Allah SWT the Almighty, the Lord of Universe for blessing and guidance so that the writer may accomplished her skripsi entitled “The Correlation between Attitude toward PowerPoint Presentations and Grammar Achievement of the Third Semester Students’ of English Education Department of Muria Kudus University in the Academic Year 2013/2014”.

However, the completion of this skripsi could not be achieved without assistance of others. In this opportunity, the writer would like to express her gratitude to:

1. Her beloved parents who give her love, pray, and support.
2. Dr. Slamet Utomo, M.Pd. the Dean of Teacher Training and Education Faculty.
3. Diah Kurniati, S.Pd, M.Pd. the Head of English Education Department.
4. Mutohhar, S.Pd, M.Pd. as the first advisor who always gives her best support, contributive criticism and motivation for the writer best.
5. Nuraeningsih, S.Pd, M.Pd. as the second advisor who supports her as well as the first advisor.
6. The lecturers of English Education Department of Teacher Training and Education Faculty of Muria Kudus University who had been wise to transfer their knowledge and some experience during attend the lecture.
7. Aisyah Ririn Perwikasih Utari, SS, M.Pd. the Lecturer of Advance Grammar of English Education Department of Teacher Training and Education Faculty

of Muria Kudus University. Thanks for interview and permission in the process of collecting data in classroom.

8. The entire third semester students of the Third Semester Students' of English Education Department of Muria Kudus University in the Academic Year 2013/2014. Thanks for the cooperation in conducting this research.
9. Her beloved sister, Sunarsih, brother, Sutopo, and all of my friends mainly (Khulya, Ayu, Diah, Silvy, Naning, Dian, Ainul) who had give her spirit and prayed for this skripsi to be done in time.
10. All of her friends in "Delima"; Wiwit, Martha, Devi, Pipit, Siska, Vivin, Henum, Lisa, and Nia.

In addition, the writer would like to express her sincerest gratitude to the readers for some critics and suggestion. She hopes this skripsi will be useful for everyone who concerns to the topic.

Kudus, March 2014

The writer

Siti Nafisah

ABSTRACT

Nafisah, Siti. 2014. *The Correlation between Attitude toward PowerPoint Presentations and Grammar Achievement of the Third Semester Students' of English Education Department of Muria Kudus University in the Academic Year 2013/2014*. Skripsi. English Education Department, Teacher Training and Education Faculty, Muria Kudus University. Advisors: (i) Mutohhar, S.Pd, M.Pd. (ii) Nuraeningsih, S.Pd, M.Pd.

Key words: *Attitude, Powerpoint Presentations, Grammar Achievement.*

Getting success or failure on learning English language is influenced by a number of things. One of the most important causes is attitude toward media used while teaching and learning process. Attitude toward PowerPoint presentations is an evaluative statement that represents an individual's degree of like or dislike, good or bad, agree or disagree toward PowerPoint presentations that are used as media of learning while lectures. Grammar Achievement is the achievement of students refers to the score from grammar test in Advanced Grammar class of the third semester students of English Education Department of Muria Kudus University in the Academic Year 2013/2014.

The purpose of this research to find out the correlation between attitude toward PowerPoint presentations and grammar achievement of the third semester students' of English Education Department of Muria Kudus University in the academic year 2013/2014.

This research is a correlational research which can be categorized into descriptive quantitative research. The population is the third semester students of English Education Department Teacher Training and Education faculty of Muria Kudus University in the academic year 2013/2014. While, the sample is the 27 students of Advanced Grammar class C. The instrument that used is questionnaire and documentation of grammar score. The data are analyzed by using Pearson Correlation Product Moment Formula to know the correlation between attitude toward PowerPoint presentations and grammar achievement.

The result of the research shows that: a) Attitude toward PowerPoint presentations of the third semester students of English Education Department of Muria Kudus University in the academic year 2013/2014 is fairly positive (the mean is 14.20); b) Grammar achievement of third semester students of English Education Department of Muria Kudus University in the academic year 2013/2014 is good (the mean is 78.38); c) The coefficient correlation between attitude toward PowerPoint presentations and grammar achievement is -0.087. So, from the result of calculating r_{xy} obtained that there is no correlation between attitude toward PowerPoint presentations and grammar achievement of the third semester students.

Thus, the writer suggests that the lecturers should know the effectiveness of media they used so that the teaching learning process will be going on smoothly and the learning outcome will be maximum. Besides, the students

should be more critical toward teaching media used or suggested by the lecturers. They should honestly tell or discuss it with the lecturers because the media directly influences their interest in learning which may affect the learning outcome.



ABSTRAK

Nafisah, Siti. 2014. *Hubungan antara Sikap terhadap Media PowerPoint dan Prestasi Penguasaan Grammar pada Mahasiswa Semester Tiga Program Studi Pendidikan Bahasa Inggris Fakultas Keguruan dan Ilmu Pendidikan Universitas Muria Kudus Tahun Akademik 2013/2014*. Skripsi. Program Studi Pendidikan Bahasa Inggris, Fakultas Keguruan dan Ilmu Pendidikan, Universitas Muria Kudus. Pembimbing: (i) Mutohhar , S.Pd , M.Pd. (ii) Nuraeningsih , S.Pd , M.Pd.

Kata kunci : *Sikap, Presentasi Powerpoint, Penguasaan Tatabahasa.*

Kesuksesan atau kegagalan dalam pembelajaran Bahasa Inggris dipengaruhi oleh beberapa hal. Salah satu hal yang paling penting adalah sikap terhadap media yang digunakan pada saat proses belajar mengajar. Sikap terhadap presentasi PowerPoint adalah pernyataan evaluatif dari individu yang mewakili tingkat suka atau tidak suka, baik atau buruk, setuju atau tidak setuju terhadap presentasi PowerPoint yang digunakan sebagai media pembelajaran saat kuliah. Prestasi penguasaan tatabahasa adalah prestasi siswa yang mengacu pada nilai tes grammar di kelas Advanced Grammar dari mahasiswa semester tiga program studi Pendidikan Bahasa Inggris Fakultas Keguruan dan Ilmu Pendidikan Universitas Muria Kudus tahun akademik 2013/2014.

Tujuan dari penelitian ini adalah untuk mengetahui hubungan antara sikap terhadap presentasi PowerPoint dan penguasaan tatabahasa pada mahasiswa semester tiga program studi Pendidikan Bahasa Inggris Fakultas Keguruan dan Ilmu Pendidikan Universitas Muria Kudus tahun akademik 2013/2014.

Ini merupakan penelitian korelasi. Populasi yang digunakan dalam penelitian ini adalah mahasiswa semester tiga program studi Pendidikan Bahasa Inggris Fakultas Keguruann dan Ilmu Pendidikan Universitas Muria Kudus tahun ajaran 2013/2014 sedangkan sampelnya adalah 27 mahasiswa dari kelas Advanced Grammar C. Instrumen yang digunakan adalah angket dan dokumentasi nilai *grammar*. Data-data tersebut dianalisis menggunakan rumus Pearson Product Moment guna mengetahui hubungan antara sikap terhadap presentasi PowerPoint dan penguasaan tatabahasa.

Hasil dari penelitian menunjukkan bahwa: a) Sikap terhadap presentasi PowerPoint pada mahasiswa semester tiga Pendidikan Bahasa Inggris Departemen Universitas Muria Kudus pada tahun akademik 2013/2014 adalah cukup positif (rata-rata adalah 14,20);. b) prestasi penguasaan tatabahasa pada mahasiswa semester tiga Pendidikan Bahasa Inggris Departemen Universitas Muria Kudus pada tahun akademik 2013/2014 adalah baik (Rata-rata adalah 78,38). c) Koefisien korelasi antara sikap terhadap presentasi PowerPoint dan prestasi penguasaan tatabahasa adalah -0,087. Jadi, dari hasil perhitungan rxy diperoleh

bahwa tidak ada korelasi antara sikap terhadap presentasi PowerPoint dan prestasi penguasaan tata bahasa pada mahasiswa semester tiga.

Berdasarkan hasil penelitian diatas, penulis menyarankan bahwa dosen seharusnya mengetahui efektivitas media yang mereka gunakan sehingga proses belajar mengajar akan berjalan lancar dan hasil pembelajaran akan maksimal. Selain itu, mahasiswa harus lebih kritis terhadap media pembelajaran yang digunakan atau yang disarankan oleh dosen. Mereka harus jujur dengan mengatakan atau mendiskusikannya dengan dosen karena media secara langsung mempengaruhi minat mereka dalam belajar yang dapat mempengaruhi hasil belajar.



TABLE OF CONTENTS

COVER	i
LOGO.....	ii
TITLE	iii
MOTTO AND DEDICATION.....	iv
ADVISORS' APPROVAL	v
EXAMINERS' APPROVAL.....	vi
ACKNOWLEDGEMENT	vii
ABSTRACT	ix
ABSTRAK	xi
TABLE OF CONTENTS.....	xiii
LIST OF TABLES	xvii
LIST OF FIGURES	xviii
LIST OF APPENDICES	xix

CHAPTER I INTRODUCTION

1.1	Background of the Research	1
1.2	Statement of the Problems	4
1.3	Objective of the Research	4
1.4	Significance of the Research.....	5
1.5	Scope of the Research.....	5
1.6	Operational Definition	6

CHAPTER II REVIEW TO RELATED LITERATURE AND HYPOTHESIS

2.1	Grammar	7
2.1.1	Advanced Grammar of English Education Department of Muria Kudus University in the academic year 2013/2014	9

2.1.2	The Third Semester Students of English Education Department of Muria Kudus University in the academic year 2013/2014	9
2.1.3	Grammar Achievement	10
2.2	Attitude	11
2.2.1	Objects of Attitude	13
2.2.2	Measurement of Attitude	14
2.3	Teaching Media	14
2.4	PowerPoint Presentation	16
2.4.1	Definition of PowerPoint Presentation	16
2.4.2	Criteria of Good PowerPoint Presentation	17
2.5	PowerPoint Presentations in Advanced Grammar classes	25
2.6	The Correlation between Attitude toward PowerPoint Presentations and Grammar Achievement	27
2.7	Review of Previous Research	28
2.8	Theoretical Framework	28
2.9	Hypothesis	29

CHAPTER III METHOD OF THE RESEARCH

3.1	Design of the Research	30
3.2	Population and Sample	31
3.3	Instrument of the Research	31
3.3.1	Attitude Questionnaire	32
3.3.2	Grammar Score	33

3.4	Data Collection	34
3.5	Data Analysis	34

CHAPTER IV FINDING OF THE RESEARCH

4.1	Description and Data Analysis.....	41
4.1.1	The Students' Attitude toward PowerPoint Presentations of the Third Semester Students' of English Education Department of Muria Kudus University in the Academic Year 2013/2014	42
4.1.2	Grammar Achievement of the Third Semester Students' of English Education Department of Muria Kudus University in the Academic Year 2013/2014	44
4.2	Hypothesis Testing.....	47

CHAPTER V DISCUSSION


5.1	Attitude toward PowerPoint Presentations Score of the Third Semester Students' of English Education Department of Muria Kudus University in the Academic Year 2013/2014	49
5.2	Grammar Achievement of the Third Semester Students' of English Education Department of Muria Kudus University in the Academic Year 2013/2014	50
5.3	The Significant Correlation between Attitude toward PowerPoint Presentations and Grammar Achievement of the Third Semester	

Students' of English Education Department of Muria Kudus	
University in the Academic Year 2013/2014.....	51

CHAPTER VI CONCLUSION AND SUGGESTION

6.1 Conclusion	53
6.2 Suggestions	54

REFERENCES.....	56
APPENDICES.....	59
STATEMENT.....	137
CURRICULUM VITAE.....	138



LIST OF TABLES

Table	Page
3.1 The Framework of Attitudes Instrument	33
3.2 Score Criteria of Attitude	35
3.3 Score Criteria of Grammar Achievement	37
3.4. Interpretation of Product Moment.....	38
4.1 Attitude toward PowerPoint Presentations Score of the Third Semester Students' of English Education Department of Muria Kudus University in the Academic Year 2013/2014	42
4.2 Frequency Distribution of Attitude toward PowerPoint Presentations Scale of the Third Semester Students' of English Education Department of Muria Kudus University in the Academic Year 2013/2014.....	43
4.3 Grammar Achievement of the Third Semester Students' of English Education Department of Muria Kudus University in the Academic Year 2013/2014...	45
4.4 Frequency Distribution of Grammar Achievement of the Third Semester Students' of English Education Department of Muria Kudus University in the Academic Year 2013/2014	46

LIST OF FIGURES

Figure	Page
4.1 The Graph of Attitude toward PowerPoint Presentations Scale of the Third Semester Students' of English Education Department of Muria Kudus University in the Academic Year 2013/2014	43
4.2 The Graph of Grammar Achievement of the Third Semester Students' of English Education Department of Muria Kudus University in the Academic Year 2013/2014	46



LIST APPENDICES

Appendix	Page
1. Questionnaire	60
2. Attitude toward PowerPoint Presentations Questionnaire of the Third Semester Students' of English Education Department of Muria Kudus University in the Academic Year 2013/2014.....	62
3.a Analyzing Data of Questionnaire Score (Table)	116
3.b Analyzing Data of Questionnaire Score (Index Number).....	118
4. The Calculation of the Number of Interval and Wide of Interval of Attitude toward PowerPoint Presentations Questionnaire of the Third Semester Students' of English Education Department of Muria Kudus University in the Academic Year 2013/2014.....	125
5. Frequency Distribution of Attitude toward PowerPoint Presentations Questionnaire of the Third Semester Students' of English Education Department of Muria Kudus University in the Academic Year 2013/2014	126
6. The Grammar Score of the Third Semester Students' of English Education Department of Muria Kudus University in the Academic Year 2013/2014.....	127
7. The Calculation of the Number of Interval and Wide of Interval of Grammar Achievement of the Third Semester Students' of English Education Department of Muria Kudus University in the Academic Year 2013/2014	129
8. Frequency Distribution of Grammar Achievement of the Third Semester Students' of English Education Department of Muria Kudus University in the Academic Year 2013/2014.....	130
9. The Computation Coefficient Correlation between Variable X and Y of the Third Semester Students' of English Education Department of Muria Kudus University in the Academic Year 2013/2014	131
10. The calculation of Correlation between Attitude toward PowerPoint Presentations and Grammar Achievement of the Third Semester Students' of English Education Department of Muria Kudus University in the Academic Year 2013/2014	132
11. Table of Significance at 5% and 1% Level of Significance	134
12. Name of Students of The Third Semester Students' of English Education Department of Muria Kudus University in the Academic Year 2013/2014	135