

APPENDICES



*Appendix 1***SILABUS**

Sekolah : SD Negeri Sambung Gajah Demak

Kelas : IV (Empat)

Mata Pelajaran : Bahasa Inggris

Semester : II (Dua)

Kompetensi Dasar	Materi Pokok/Pembelajaran	Kegiatan Pembelajaran	Indikator	Penilaian			Alokasi Waktu	Sumber Belajar
				Teknik	Bentuk Instrumen	Contoh Instrumen		
1.1 Merespon instruksi sangat sederhana dengan tindakan secara berterima dalam kegiatan dan permainan di dalam dan luar kelas.	Hobbies	- Siswa merespon dengan melakukan tindakan secara berterima.	- Merespon dengan melakukan tindakan secara berterima.	Unjuk Kerja	Listen and guess the text!	- Listen the text and guess it!	4 x 35 menit	- Learning English joyfully - Conversational grammar .
2.3 Bercakap-cakap untuk menyertai tindakan secara berterima yang melibatkan tutur mengucapkan salam dan memperkenalkan orang lain.		- Menggunakan ungkapan – ungkapan percakapan sesuai materi dalam situasi nyata.	- Memberi contoh melakukan sesuatu.	Unjuk kerja	Practice the dialog with your friends.	- Mention kinds of hobbies orally!		

Kompetensi Dasar	Materi Pokok/Pembelajaran	Kegiatan Pembelajaran	Indikator	Penilaian			Alokasi Waktu	Sumber Belajar
				Teknik	Bentuk Instrumen	Contoh Instrumen		
3.1 Membaca nyaring teks fungsional pendek sangat sederhana dengan ucapan dan intonasi yang tepat dan berterima.		- Membaca nyaring sendiri dengan lafal, intonasi, dan jeda yang baik dan benar	- Mengidentifikasi berbagai informasi dalam kalimat – kalimat yang sederhana.	Tes tulis	Read the text carefully!	Answer the question based on the text!		
4.2 Menyalin dan menulis kalimat sangat sederhana secara tepat dan berterima .		- Mengeja kalimat bahasa inggris sangat sederhana.	- Mengeja kalimat bahasa inggris dengan ejaan yang benar.	Tes tulis	Observe the picture and study the keywords.	Write kinds of hobbies!		

Kompetensi Dasar	Materi Pokok/Pembelajaran	Kegiatan Pembelajaran	Indikator	Penilaian			Alokasi Waktu	Sumber Belajar
				Teknik	Bentuk Instrumen	Contoh Instrumen		
1.1 Merespon instruksi sangat sederhana dengan tindakan secara berterima dalam kegiatan dan permainan di dalam dan luar kelas.	Fruits and Vegetables	- Siswa merespon dengan melakukan tindakan secara berterima.	- Merespon dengan melakukan tindakan secara berterima.	Unjuk Kerja	Listen and repeat after your teacher!	- Listen and practice the dialogue with your friends!	4 x 35 menit	- Learning English joyfully - Conversational grammar

Kompetensi Dasar	Materi Pokok/Pembelajaran	Kegiatan Pembelajaran	Indikator	Penilaian			Alokasi Waktu	Sumber Belajar
				Teknik	Bentuk Instrumen	Contoh Instrumen		
2.3 Bercakap-cakap untuk menyertai tindakan secara berterima yang melibatkan tutur mengucapkan salam dan memperkenalkan orang lain.		<ul style="list-style-type: none"> - Menggunakan ungkapan – ungkapan percakapan sesuai materi dalam situasi nyata. 	<ul style="list-style-type: none"> - Memberi contoh melakukan sesuatu. 	Unjuk kerja	Practice the dialog with your friends.	<ul style="list-style-type: none"> - Complete the dialog, then practice! 		.
3.1 Membaca nyaring teks fungsional pendek sangat sederhana dengan ucapan dan intonasi yang tepat dan berterima.		<ul style="list-style-type: none"> - Membaca nyaring sendiri dengan lafal, intonasi, dan jeda yang baik dan benar 	<ul style="list-style-type: none"> - Mengidentifikasi berbagai informasi dalam kalimat – kalimat yang sederhana. 	Tes tulis	Read the text carefully!	Answer the question based on the text!		
4.2 Menyalin dan menulis kalimat sangat sederhana secara tepat dan berterima .		<ul style="list-style-type: none"> - Mengeja kalimat bahasa inggris sangat sederhana. 	<ul style="list-style-type: none"> - Mengeja kalimat bahasa inggris dengan ejaan yang benar. 	Tes tulis	Observe the picture and study the keywords.	Write kinds of fruits and vegetables!		

Appendix 2**LESSON PLAN**

School	: SD Negeri Sambung Gajah Demak
Subject	: English
Class/Semester	: IV/ II
Theme	: Hobbies
Time allocation	: 4 x 35 minutes

I. Standard Competence

1. Responding simple instruction with the school context action.
2. Expressing simple instruction and information about school.
3. Spelling and writing simple English school context sentence.

II. Basic Competence

1. Responding the simple instruction with the school context action.
2. Expressing simple instruction and information in school context.
3. Spelling simple English sentence fluently

III. Indicators

1. Students can respond to simple instruction with the school context action.
2. Students can respond transactional conversation or text involve the picture and utterances from the text.
3. Students can spell English sentence fluently.

IV. Learning Material

- Hobbies
- Kinds of hobbies
 - Drawing : menggambar
 - Dancing : menari
 - Diving : menyelam
 - Surfing : berselancar
 - Camping : berkemah
 - Climbing : memanjat
 - Play Badminton : bermain bulu tangkis
 - Play Football : bermain sepak bola
 - Cycling : Bersepeda
 - Hunting : Berburu
 - Gardening : Berkebun

- Fishing : memancing
- Rafting : berakit
- Jogging : Berlari
- Cooking : memasak
- Singing : menyanyi
- Play volley ball : bermain bola voli
- Painting : melukis
- Swimming : berenang

V. Learning activity

1. Pre-teaching

- a. Teacher greets the students in starting the teaching learning process.
- b. Teacher checks the attendance.
- c. Teacher gives apperception and motivation.
- d. Teacher explains the rule of Outdoor Activities.

2. Whilst Teaching (The Application of Outdoor Activities)

- a. The teacher tells about her hobby.
- b. The teacher asks students about the students' hobbies.
- c. The teacher explains the material.
- d. The teacher divides the students into five groups, and each group consists of five students.
- e. The teacher glues the tree with some pictures, and the students match the name of the pictures.
- f. The students continue to the next tree, answer the questions and write on the paper.
- g. Then the students submit the paper to the teacher and the teacher gives a lottery to each group.
- h. After getting the lottery, one of the member groups read from the lottery and the other members listen and guess it. And each group drawing what their group guess from the lottery and gluing the picture on the wall of the class.

3. Post Teaching

- a. The teacher gives opportunity to the students to ask the questions.
- b. Teacher concludes the material.

- c. Teacher closes teaching and learning process.

VI. Learning Source and Tools

a. Learning Sources :

- English Supplementary book “Learning English Joyfully” For elementary School fourth grade
- “Fokus” for elementary school

b. Learning Tools :

- Picture

VII. Scoring

- Written test and Oral test

Demak, May 2014

Mengetahui,
English Teacher

Writer

Faridha Inayati, S.Pd

Tri Setyaningsih
2009-32-030



LESSON PLAN

School	: SD Negeri Sambung Gajah Demak
Subject	: English
Class/Semester	: IV/ II
Theme	: Fruits and Vegetables
Time allocation	: 4 x 35 minutes

VIII. Standard Competence

1. Responding simple instruction with the school context action.
2. Expressing simple instruction and information about school.
3. Spelling and writing simple English school context sentence.

IX. Basic Competence

1. Responding the simple instruction with the school context action.
2. Expressing simple instruction and information in school context.
3. Spelling simple English sentence fluently

X. Indicators

4. Students can respond to simple instruction with the school context action.
5. Students can respond transactional conversation or text involve the picture and utterances from the text.
6. Students can spell English sentence fluently.

XI. Learning Material

- Fruits and Vegetables
- Kinds of fruits and vegetables

• Mangosteen : manggis	• Guava : jambu biji
• Star fruit : belimbing	• Mango : mangga
• Pineapple : nanas	• Jack fruit : nangka
• Grapes : anggur	• Cucumber : ketimun
• Water melon : semangka	• Egg plant : terong
• Apple : apel	• Potato : kentang
• Orange : jeruk	• Spinach : bayam

- | | |
|-------------------|----------------------|
| • Carrot : wortel | • Mushroom : jamur |
| • Cabbage : kol | • Broccoli : brokoli |
| • Tomato : tomat | • Lettuce : selada |

XII. Learning activity

1. Pre-teaching
 - a. Teacher greets the students in starting the teaching learning process.
 - b. Teacher checks the attendance.
 - c. Teacher gives apperception and motivation.
 - d. Teacher explains the rule of Outdoor Activities.
2. Whilst Teaching (The Application of Outdoor Activities)
 - a. The teacher shows about some fruits and vegetables.
 - b. The teacher asks students about the students' favorite fruits and vegetables.
 - c. The teacher explains the material.
 - d. The teacher divides the students into five groups, and each group consists of five students.
 - e. The teacher gives instruction to the students to find out kinds of fruit and Vegetables around the environment.
 - f. Then each group writes on the paper.
 - g. After that, one of member groups read the result in front of the class.
 - h. When one of the groups read, all of the students listen and write and submit to the teacher.
3. Post Teaching
 - a. The teacher gives opportunity to the students to ask the questions.
 - b. Teacher concludes the material.
 - c. Teacher closes teaching and learning process.

XIII. Learning Source

- English Supplementary book “Learning English Joyfully” For elementary School fourth grade

- “Fokus” for elementary school

XIV. Scoring

- Written test and Oral test

Demak, May 2014

Mengetahui,
English Teacher

Writer

Faridha Inayati, S.Pd

Tri Setyaningsih
2009-32-030



Appendix 3

Achievement test in Cycle I

I. Listening skill

The teacher reads the text and the students listen and fill in the missing part!

My name is Anton. I am eleven years old. I am the fourth grade student of Harapan Bangsa Elementary School. My hobby is doing sports. My favorite one is playing (1). I play it every Monday and Wednesday afternoon. On Sunday morning, I play (2) in the court. While on Thursday afternoon, I play (3). I have a brother and sister. My brother's name is Hendra. His hobby is (4). While, my sister's name is Susi. Her hobby is (5).

II. Speaking Skill

Tells about your hobby, when and with whom you do it orally!

III. Reading Skill

Read the text fluently and answer the questions based on the text!

Let me introduce myself. I am Rima. I like badminton very much. I like this hobby because it is interesting and good for my health. I practice it every Friday and Sunday. My favorite badminton player is Susi Susanti. I want to be a professional badminton player like her.

1. Who is the girl on the text?
2. What is Rima's hobby?

3. When does Rima practice his hobby?
4. Who is Rima's favorite badminton player?
5. Why does Rima like play badminton?

IV. Writing skill

Write and describe about Football!



Achievement test in Cycle II

I. Listening

The teacher and the writer read the text and the students listen and fill in the missing part!

- Rudi : “What is it Sinta?”
 Sinta : “Oh, it is (1)”
 Rudi : “Is it kind of vegetables?”
 Sinta : “Yes, it is. Do you like (2)”
 Rudi : “Of course, I like vegetables so much.”
 Sinta : “What vegetable do you like?”
 Rudi : “I like (3). And do you like a fruit? ”
 Sinta : “yes, I like (4) so much.
 And what fruit do you like?”
 Rudi : “I like (5).”

II. Speaking Skill

Tell about your favorite fruit and vegetables and kinds of fruits and vegetables around your environment orally!

III. Reading Skill

Read the text fluently and answer the questions based on the text!

Mr. Pardi has a large garden. He plants some vegetables there. They are carrots, tomatoes, cucumbers and corns. Now, it is the time for him to harvest the tomatoes. Yoga, his son helps him to pick the ripe tomatoes. Then, Mr. Pardi sells the tomatoes in the market.

1. Who has a large garden?
2. What does Mr. Pardi plant?
3. What does Mr. Pardi harvest?
4. Who is Mr. Pardi son?
5. Where does Mr. Pardi sell the tomatoes?

IV. Writing

Write and describe about Orange fruit!



.....

.....

.....

.....

.....

.....

.....

Appendix 4**Key Answer Cycle I:****I. Listening**

1. Football
2. Volleyball
3. Basketball
4. Hiking
5. Reading

II. Reading Skill

1. She is Rima
2. Playing badminton
3. Every Friday and Sunday
4. His favorite player is Susi Susanti
5. Because badminton is interesting and good for my health

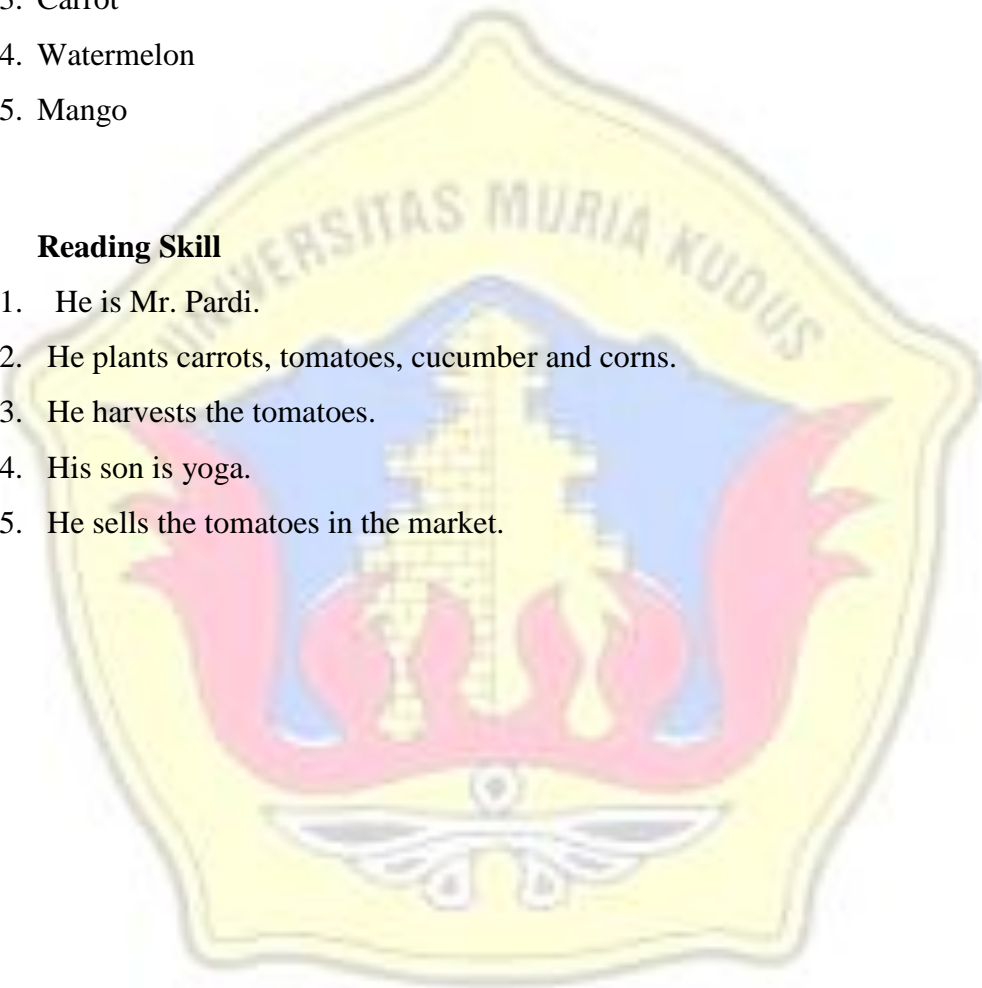


Key Answer of Cycle II:**I. Listening Skill**

1. Cabbage
2. Vegetables
3. Carrot
4. Watermelon
5. Mango

II. Reading Skill

1. He is Mr. Pardi.
2. He plants carrots, tomatoes, cucumber and corns.
3. He harvests the tomatoes.
4. His son is yoga.
5. He sells the tomatoes in the market.



Appendix 5

The lay-Out of Observation to know the Teacher's and students' Activities in Teaching English by using Outdoor activities

Steps of Teaching	Teacher's Activity	Students' Activity	Note
1. Pre Teaching a. Teacher greets the students in starting the teaching learning process. b. Teacher checks the attendance. c. Teacher gives apperception and motivation. d. Teacher explains the rule of Outdoor Activities.			GR: NGR: GR: NGR: GR: NGR: GR: NGR:
2. Whilst Teaching (The Application of Outdoor Activities technique) a. The teacher tells about the teacher's hobby. b. The teacher asks students about the students' hobbies. c. The teacher explains the material. d. The teacher divides the students into five groups, and each group consists of five students. e. The teacher glues the tree with some pictures, and the students			GR: NGR: GR: NGR: GR: NGR: GR: NGR: GR: NGR:

<p>match the name of the pictures.</p> <p>f. The students continue to the next tree, answer the questions and write on the paper.</p> <p>g. Then the students submit the paper to the teacher and the teacher gives a lottery to each group.</p> <p>h. After getting the lottery, one of the member groups read from the lottery and the other members listen and guess it. And each group drawing what their group guess from the lottery and gluing the picture on the wall of the class.</p>			<p>GR:</p> <p>NGR:</p> <p>GR:</p> <p>NGR:</p> <p>GR:</p> <p>NGR:</p> <p>GR:</p> <p>NGR:</p>
<p>3. Post Teaching</p> <p>a. The teacher gives opportunity to the students to ask the questions.</p> <p>b. Teacher concludes the material.</p> <p>c. Teacher closes teaching and learning process.</p>			<p>GR:</p> <p>NGR:</p> <p>GR:</p> <p>NGR:</p>

Note:

T : Teacher

S : Student

GR : Give Response

NGR : Not Give Response

The lay - out of interview sheet to know the students' opinion about Outdoor activities.


No	Questions	Yes	No
1.	Do you like study English using Outdoor Activities technique?		
2.	Does learning English using Outdoor Activities technique make easy to understand the material?		
3.	Does the teacher give clear instruction?		
4.	Do you feel enjoy study English pictures?		
5.	Is difficult study English using pictures?		
6.	Does study English using real object make easy to understand?		
7.	Is difficult to memorize the material using outdoor activities with real object?		
8.	Do you feel enjoy study using outdoor activities with real object?		
9.	Do you understand the material completely with using outdoor activities technique?		
10.	Do you interest study English using outdoor activities with picture and real object next time?		

YAYASAN PEMBINA UNIVERSITAS MURIA KUDUS
UNIVERSITAS MURIA KUDUS
FAKULTAS KEGURUAN DAN ILMU PENDIDIKAN
Kampus Gondangmanis Bae Kudus PO. Box 53 Telp/Fax.0291-438229

STATEMENT

Name : Tri Setyaningsih
NIM : 2009-32-030
Study program : English Education
Skripsi title : **“Improving the English Achievement of the Fourth Grade Students of SD Negeri Sambung Gajah Demak in Academic Year 2013/2014 Taught by Using Outdoor Activities”** is indeed the scientific work of mine, not that of others’. I just take some certain quotations from others’ scientific works as my references.
I am fully responsible for this statement.

Kudus, August 2014



(Tri Setyaningsih)

CURRICULUM VITAE



Tri Setyaningsih is the third child of Mr. Kasmiran and Mrs. Sunarti. She was born on September 6th, 1990 in Demak. She has two sisters. She lives in Sambung Rt. 02/03, Gajah Demak. Her hobby is singing.

She started the formal study in SD Negeri Sambung 1 Gajah Demak in year 1996. There, she only needed six years to get the graduation in year 2002. And then she continued her study in Junior High School of SMP Negeri 1 Undaan Kudus until 2005. Then, supporting government program, she continued to study in SMA Negeri 1 Karanganyar Demak since 2005 until 2008. In 2009, she continued her study at English Education Department, Teacher Training and Education Faculty, Muria Kudus University.

When she was in the Fifth semester, she already gave Private course to the students of Elementary School. In the Fifth semester too, she started to teach in one of Elementary School in Demak. When she was in the seventh semester, she joined the teaching practice in SMP Negeri 4 Kudus. After graduating from Muria Kudus University, she plans to keep on teaching, since she has already enjoyed being an English teacher.



YAYASAN PEMBINA UNIVERSITAS MURIA KUDUS
UNIVERSITAS MURIA KUDUS
FAKULTAS KEGURUAN DAN ILMU PENDIDIKAN
 Kampus UMK Gondangmanis Bae Kudus PO Box 53 ☎ 0291-438229

PENETAPAN PEMBIMBING SKRIPSI

Nomor : 898/FKIP.UMK/PBI-SEMESTER GASAL/X/2012.

Dengan hormat, kami memberikan tugas kepada:

1. Nama Dosen	: Mutohhar, S.Pd, M.Pd
NIP/NIS	: 0610701000001204
Jabatan/Pangkat/Golongan	: Asisten Ahli / Penata Muda Tk. I / III b
2. Nama Dosen	: Dra. Sri Endang Kusmaryati, M.Pd
NIP/NIS	: 0610701000001009
Jabatan/Pangkat/Golongan	: Lektor Kepala / Pembina/ IV a
Untuk berturut-turut menjadi Pembimbing I dan II Skripsi yang akan ditulis oleh mahasiswa :	
Nama	: TRI SETYANINGSIH
NIM/Semester	: 2009-32-030 / VII
Jumlah SKS Diperoleh / IPK	: 124 / 3,26
Program Studi	: PENDIDIKAN BAHASA INGGRIS
Tema/Judul	: The Effectiveness of Outdoor Activities in Teaching English at the Fifth Grade Students in SD N Sambung 2 Gajah Demak in the Academic Year 2012/2013.

Sehubungan dengan hal tersebut, mohon usulan tersebut dapat disetujui.

Kudus, 7 Nopember 2012.

Ka.Progdi PBI,

Menyetujui:
 Dekan FKIP,

Drs. Susilo Rahardjo, M.Pd
 NIP. 19360619-198503-1-002

Fitri Budi Survani, SS, M.Pd
 NIS. 0610701000001155

YAYASAN PEMBINA UNIVERSITAS MURIA KUDUS
UNIVERSITAS MURIA KUDUS
FAKULTAS KEGURUAN DAN ILMU PENDIDIKAN
Kampus Gondangmanis Bae Kudus PO. Box 53 Telp/Fax. 0291- 438229

PERMOHONAN UJIAN SKRIPSI

Yang bertanda tangan dibawah ini, saya :

Nama : Tri Setyaningsih

NIM/ Semester: 2009-32-030 /XI

Pregram Studi : Pendidikan Bahasa Inggris

mengajukan permohonan menempuh ujian skripsi.

Bersama ini kami lampirkan:


1. Surat pernyataan mahasiswa tentang orisinalitas skripsi.
2. Surat keterangan selesai bimbingan skripsi.
3. Naskah skripsi 4 eksemplar.
4. Tanda bukti pembayaran biaya bimbingan dan ujian skripsi.
5. Transkrip nilai yang telah lulus dengan IPK minimal 3,00.

Kudus, Agustus 2014

Mengetahui,

Ka. prodi Pendidikan Bahasa Inggris

Pemohon



Diah Kurniati, S.Pd. M.Pd.
NIS. 0610701000001190



Tri Setyaningsih
NIM.2009-32-030

KETERANGAN SELESAI BIMBINGAN

Yang bertanda tangan di bawah ini:

Nama : Mutohhar, S.Pd, M.Pd
NIS : 0610701000001204
Jabatan : Pembimbing I

Nama : Dra. Sri Endang Kusmaryati, M.Pd
NIS : 0610713020001009
Jabatan : Pembimbing II

Menerangkan bahwa :

Nama : Tri Setyaningsih
NIM/Semester : 2009-32-030
Program Studi : Pendidikan Bahasa Inggris

Telah selesai dalam menjalani bimbingan skripsi dengan judul:

“IMPROVING ENGLISH ACHIEVEMENT OF THE FOURTH GRADE STUDENTS OF SD NEGERI SAMBUNG GAJAH DEMAK IN ACADEMIC YEAR 2013/2014 TAUGHT BY USING OUDOOR ACTIVITIES”


Demikian surat keterangan ini dibuat sebagai syarat untuk mengajukan permohonan ujian terakhir.

Kudus, Agustus 2014

Pembimbing II

Pembimbing I


Dra. Sri Endang Kusmaryati, M.Pd
NIS. 0610713020001009


Mutohhar, S.Pd, M.Pd
NIS/0610701000001204

YAYASAN PEMBINA UNIVERSITAS MURIA KUDUS
UNIVERSITAS MURIA KUDUS
FAKULTAS KEGURUAN DAN ILMU PENDIDIKAN
Kampus UMK Gondangmanis Bae Kudus Po Box 53 phone/fax.0291-438229

BERITA ACARA BIMBINGAN

Nama : TRI SETYAHINGSIH
Nim/semester : 2009-32-030 / 8
Program studi : Pendidikan Bahasa Inggris
Pembimbing : 1. Mutohhar, S.Pd, M.Pd.
2. Dra. Sri Endang Kusmaryati, M.Pd.

No.	Hari/ Tanggal	Bagian/Bab/Hasil Yang Dikonsultasikan	Tanda Tangan		Keterangan
			Pembimbing	Mahasiswa	
1	27/7	Proposal			Revisi
2	3/9	Proposal			Revisi
3	28/9	Proposal			Revisi

No.	Hari/ Tanggal	Bagian/Bab/Hasil Yang Dikonsultasikan	Tanda Tangan		Keterangan
			Pembimbing	Mahasiswa	
4	26/10	Proposal			OK
5	22/11	proposal			Revised all
6	28/12	proposal			Revised
7	4/1	proposal (c.1+2)			Revised
8	11/1/14	Pengantar. Kelap (attney)			OK
9	18/1/14	proposal c-3			Revised to the instrument
10	21/2/14	CP and Treatment			Revised
11	7/2	CP and Treatment			OK - add to refer
12	8/2/14	instruments			Revised - add to refer



PEMERINTAH KABUPATEN DEMAK
UPTD PENDIDIKAN PEMUDA DAN OLAH RAGA KECAMATAN GAJAH
SD NEGERI SAMBUNG

Alamat: Jl. Kerto Kusuma Desa Sambung, Kec. Gajah, Kab. Demak, Kode Pos 59581
HP 081325980899 Email: sdnsambung@yahoo.co.id

SURAT KETERANGAN

Nomor : 421.1 / 220 / IX / 2014

Yang bertanda tangan di bawah ini,

Nama : KUSYONO, S.Pd
NIP : 19610817 198012 1 003
Jabatan : Kepala Sekolah SD Negeri Sambung UPTD Dikpora Kec. Gajah

Menerangkan bahwa,


Nama : TRI SETYANINGSIH
NIM : 2009-32-030
Fakultas : Keguruan dan Ilmu Pendidikan
Jurusan : Bahasa Inggris

Benar-benar telah melakukan penelitian di sekolah kami pada bulan April s/d Mei 2014 dalam rangka penyusunan skripsi yang berjudul "IMPROVING ENGLISH ACHIEVEMENT OF THE FOURTH GRADE STUDENTS OF SD NEGERI SAMBUNG GAJAH DEMAK IN ACADEMIC YEAR 2013/2014 BY USING OUTDOOR ACTIVITIES."

Demikian surat keterangan ini dibuat, untuk dapat dipergunakan sebagaimana mestinya.



Sambung, 26 Mei 2014
Kepala Sekolah


KUSYONO, S.Pd
NIP. 19610817 198012 1 003