

Appendix 1

Lesson Plan of Cycle 1

School	: SDN 2 Ploso Jati Kudus
Subject	: English
Class/semester	: V/2
Time allocation	: 6x35 minutes
Aspect/Skill	: Vocabulary
Topic/Theme	: Family
Meeting	: 1-2

A. Standard Competence

- Comprehending very simple information with action in the context of school.
- Expressing the instruction and simple information with action in the context of class.
- Comprehending simple English writing in the context of class.
- Spelling and Copying simple English writing in the context of class.

B. Basic Competence

- Comprehending the vocabulary which has related to the names of family.
- Able to mention about the names of family.
- Able to give question and answer about the names of family.
- Able to write various kinds of family.

C. Indicators

1. Listening and Imitating vocabulary about the names of family.
2. Doing simple conversation about the names of family .
3. Reading short text about the names of family.
4. Translating in English words.

D. Learning Objectives:

At the end of the lesson, the students are supposed to be able to:

1. Listen and Imitate vocabulary about the names of family.
2. Do simple conversation about the names of family .
3. Read short text about the names of family.
4. Translate in English words.

E. Learning Materials

1. List the vocabulary of family

Family: Keluarga	Cousin: Keponakan	Grand daughter: Cucu pr
Parent: Orang Tua	Nephew: Keponakan lk2	Son in law: menantu lk2
Father: Ayah	Niece: Keponakan pr	Father in law: menantu pr
Mother: Ibu	Brother: Saudara lk2	Old: Tua
Children: Anak	Sister: Saudara pr	Young: Muda
Son: Anak lk2	GrandParent: Kakek-Nenek	Handsome: Tampan
Daughter: Anak pr	Grandmother: Nenek	Pretty: Cantik
Aunt: Bibi	Grandfather: Kakek	Husband: Suami
Uncle: Paman	Grandson: Cucu lk2	Wife: Istri

2. Learning Material of family

*To ask the people, we can use this formula:

Who + tobe (is,am,are) + Subject + ?

Example:

- Who is she ? (siapakah dia (perempuan?)
- Who are they? (siapakah mereka?)
- Who is he? (siapakah dia (laki2)

*To ask the name of people, we can use this formula:

What + tobe + possessive/kata ganti milik + name +?

Example:

- What is his his name? (siapakah namanya (dia laki2)?
- What is her name? (siapakah dia perempuan)?
- What is their name? (siapakah nama mereka)?

*To ask the age, we can use this formula:

How old + tobe + subject?

Example:

- How old is she? Berapa Umurnya?
- How old is he? Berapa umurnya?
- How old are they? Beraoa umur mereka?
- How old is your father? Berapa umur ayahmu?

- How old is your uncle? Berapa umur pamanmu?

Task 1

Practice the dialogue!

- A: Who is she?

B: She is my aunt. She is my mother's sister.

A: Oh, so her husband is your uncle.

B: you are right.
- A: Are they your grandfather?

B: Yes, they are. They are my father's parent.

A: they are old but looking very strong.
- A: Do you have brother?

B: Yes, I do. I have one, but I do not have sister.

A: Me too, I also do not have sister.

Task 2

Read the text loudly and clearly

Hi, My name is Edo. I am in my living room now, on the wall there is a photo of my family. They are my grandparent who live in Solo, My father and mother, my brother, Anto and his wife, Ana. My brother has a daughter, she is my little niece, Desi, she is very pretty, I also have uncle. He lives in Bandung, his name Haryanto, He lives with his wife Ariani and their son Andika. That is my little family.

Task 3

Answer the question based on the text.

- Where does Edo's grandparents live?
Answer: Solo
- What picture in on the wall?
Answer: the family
- What is Edo's brother name?
Answer: Anto
- Is Ana Edo's sister in law?
Answer: Yes, she is.

5. What is Edo's uncle name?

Answer: Haryanto

6. Is Ariani Edo's mother?

Answer: No, She is not

7. What is Haryanto's son name?

Answer: Andika

8. How many person are in the text?

Answer: Eleven person

F. Teaching Method/Techniques: EEC

G. Teaching and Learning Activity

**first meeting*

No.	Teacher's Acitivities	Students' Activities	Character Building	Time Allotment
Pre- Activities				
1.	Greeting the students	The students answer the teacher's greeting	-Politeness	10minutes
2.	Introducing the teacher	The students give attention to the teacher	-Responsible	
3.	Checking students' attendance list	The students respond the teacher		
4.	Checking the students' readiness by asking some questions	The students respond the teacher	-Responsible	
Main Activities				
• Exploration				
1.	The teacher asks the students about their families	The students answer the question	-Responsible	25minutes
2.	The teacher explains the material about their families	The students give attention to the teacher's explanation		
3.	The teacher gives an	The students give		

	example related to the material about family	attention to the teacher		
• Elaboration				
1.	The teacher makes the group consist of 4 or 5 students	The students make a group and must join with their group	-Responsible	50minutes
2.	The teacher gives worksheet that has related to scattergories game	The students give attention and read the worksheet of scattergories game	-Politeness	
3.	The teacher gives the instruction how to play scattergories game	The students give attention and listen the instruction from the teacher	-Responsible	
4.	The teacher gives time for the students to discuss and answer the worksheet	The students create a list of words that all begin with an initial letter for each category in the worksheet		
5.	The teacher calls the representative group to answer their category.	The students respond to the teacher		
6.	The teacher gives rewards for the group who become the winner of playing scattegrories game	The students give attention to the teacher		
• Confirmation				
1.	The teacher gives correction to the students' work and giving feedback	The students respond to the teachers' feedback	-Responsible	15minutes
Post- Activities				
1.	The teacher concludes the material about family	The students respond the teacher's conclusion	-Responsible	5minutes

2.	The teacher asks the students about the material whether the material is difficult or not	The students respond to the teacher's question		
3.	Parting (saying goodbye or greeting)	The students answer the teacher's greeting	-Politeness	

**second meeting*

No.	Teacher's activities	Students' activities	Character Building	Time Allotment
Pre- Activities				
1.	Greeting the students	The students answer the teacher's greeting	-Politeness	10minutes
2.	Checking students' attendance list	The students answer the teacher	-Responsible	
3.	Checking the students' readiness by asking some questions	The students respond the teacher		
Main Activities				
• Exploration				
1.	The teacher asks the students about the previous material	The students answer the teacher's question	-Responsible	20minutes
2.	The teacher review the material about family	The students respond to the teacher		
3.	The teacher gives an example related to the material about family	The students give attention to the teacher		
• Elaboration				

1.	The teacher makes a group and applies scattergories game	The students make a group and must join with their group	-Responsible	45minutes
2.	The teacher gives worksheet that has related to scattergories game	The students give attention and read the worksheet of scattergories		
3.	The teacher gives the instruction to the students how to play scattergories game	The students give attention and listen the instruction from the teacher		
4.	The teacher gives the time around 3-5 minutes to discuss the worksheet	The students create a list of words that all begin with the same letter for each category in the worksheet		
5.	The teacher calls the representative group to answer the category	The students respond to the teacher		
6.	The teacher gives rewards for the group who become the winner of playing scattegories game	The students give attention to the teacher		
<div> <div></div> Confirmation </div>				
1.	The teacher gives correction to the students' work and giving feedback	The students respond to the teachers' feedback	-Responsible	45minutes
2.	The teacher gives individual achievement test to the students	The students do achievement test		
<div> <div></div> Post- Activities </div>				
1.	The teacher concludes the material about	The students respond the teacher's	-Responsible	10minutes

	family	conclusion		
2.	Parting (saying goodbye or greeting)	The students answer the teacher's greeting	-Politeness	

H. Learning Resources

- LKS Cermat Bahasa Inggris SD/MI Grade V
- Internet
- Dictionary

I. Aids/Media

- Worksheet of Scattergories Game

J. Evaluation

1. Technique : Written Test
2. Form of instrument : Multiple Choice Test

Instruction:

1. Please choose the correct answer by crossing (X) a, b, c or d!

K. Assessment

$$\text{Final Score} = \frac{\text{Score Achieved}}{\text{Score Maximum}} \times 100$$

Kudus, May 2014

The English Teacher of SDN 2 Ploso Jati Kudus

The Writer

Sam Hanaya M F, S.Pd

Siti Dzuriyatul Ismah

Appendix 2

Lesson Plan of Cycle 2

School	: SDN 2 Ploso Jati Kudus
Subject	: English
Class/semester	: V/2
Time allocation	: 6x35 minutes
Aspect/Skill	: Vocabulary
Topic/Theme	: Transportation
Meeting	: 3-4

A. Standard Competence

- Comprehending very simple information with action in the context of school.
- Expressing the instruction and simple information with action in the context of class.
- Comprehending simple English writing in the context of class.
- Spelling and Copying simple English writing in the context of class.

B. Basic Competence

- Comprehending the vocabulary which has related the kinds of transportation.
- Able to mention about the kinds of transportation.
- Able to give question and answer about the kinds of transportation.
- Able to write various kinds of transportation.

C. Indicators

1. Listening and Imitating vocabulary about the kinds of transportation.
2. Doing simple conversation about the kinds of transportation.
3. Reading short text about the kinds of transportation.
4. Translating in English words.

D. Learning Objectives:

At the end of the lesson, the students are supposed to be able to:

1. Listen and Imitate vocabulary about the kinds of transportation.
2. Do simple conversation about the kinds of transportation.
3. Read short text about the kinds of transportation.
4. Translate in English words.

E. Learning Materials

1. List the vocabulary of Transportation

Plane: Pesawat	Train: Kereta Api	Pedicab: Becak	Ambulance: Ambulan
Car: Mobil	Scooter: Skuter	Ship: Kapal	Helicopter: Helikopter
Cycle: Sepeda	Truck: Truk	Cart: Gerobak	Moto: Motor

2. Learn the explanation

*To ask the transportation that we used, we can use this formula:

How + do/does + subject + go to + ... (tempat yang di tuju)

Example:

- How do you go to school?
- How does father go to office?
- How does Susi go to market?

*To ask how the way, we can use this formula:

Subject + go/goes + to + (tempat yang dituju) + by + (alat transportasi)

Example:

- She goes to Bali by Plane
- We go to school by cycle
- We go to market by car

Task 1

Rearrange the words into correct sentence!

1. goes – to – supermarket – she – by – taxi

Answer: She goes to supermarket by taxi

2. mother – goes – to – market – by – pedicab

Answer: Mother goes to market by pedicab

3. horse – cart – pulls – the – the

Answer: the horse pulls the cart

4. goes – my sister – campus – to – by – moto

Answer: My sister goes to campus by moto

5. does – how – uncle – to – Jakarta – go -?

Answer: how does uncle go to Jakarta?

Task 2

Guess what transportation it is

1. It land transportation. It is long and has many wheels. It has special way. It is.... (Train)
2. It is land transportation. It is traditional one. The horse pulls it. It is.... (Cart)
3. It is land transportations which has two wheels. It has machine. It is ... (Moto)
4. It is water transportation. It is no machine. It needs oar to move it. It made from wood. It is (Canoe)
5. It is air transportation. It can move very fast. It has wings. It is... (Plane)

F. Teaching Method/Techniques: EEC

G. Teaching and Learning Activity

**first meeting*

first meeting				
No.	Teacher's activities	Students' activities	Character Building	Time Allotment
Pre- Activities				
1.	Greeting the students	The students answer the teacher's greeting	-Politeness	10 minutes
3.	Checking students' attendance list	The students give the response	-Responsible	
4.	Checking the students' readiness by asking some questions	The students respond the teacher		
Main Activities				
• Exploration				
1.	The teacher asks the students about their favorite transportation	The students answer the teacher's question	-Responsible	25minutes
2.	The teacher explains the material about the kinds of transportation	The students give attention to the teacher's explanation		
3.	The teacher gives an example related to the material about the kinds of transportation	The students give attention to the teacher		

• Elaboration				
1.	The teacher makes a group and applies scattergories game	The students make a group	-Responsible	45minutes
2.	The teacher gives worksheet that has related to scattergories game	The students give attention		
3.	The teacher gives the instruction to the students how to play scattergories game	The students give attention and listen the instruction from the teacher		
4.	The teacher gives the time around 5-8 minutes to discuss the worksheet	The students create a list of words that all begin with the same letter for each category in the worksheet		
5.	The teacher calls the representative group to answer the worksheet	The students respond to the teacher		
6.	The teacher gives rewards for the group who become the winner of playing scattegories game	The students give attention to the teacher		
• Confirmation				
1.	The teacher gives correction to the students' work and giving feedback	The students respond to the teacher's feedback	-Responsible	15minutes
Post- Activities				
1.	The teacher concludes the material about transportation	The students respond to the teacher	-Responsible	15minutes
2.	The teacher asks the students about the material whether the material is difficult or not	The students respond to the teacher's question		

3.	Parting (saying goodbye or greeting)	The students answer the teacher's greeting	-Politeness	
----	---	--	-------------	--

**second meeting*

No.	Teacher's activities	Students' activities	Character Building	Time Allotment
Pre- Activities				
1.	Greeting the students	The students answer the teacher's greeting	-Politeness	10minutes
2.	Checking students' attendance list	The students answer the teacher	-Responsible	
3.	Checking the students' readiness by asking some questions	The students respond the teacher		
Main Activities				
• Exploration				
1.	The teacher asks the students about the previous material last day	The students answer the teacher's question	-Responsible	25minutes
2.	The teacher review the material about transportation	The students respond to the teacher	-Responsible	
3.	The teacher gives an example related to the material about transportation	The students give attention to the teacher		
• Elaboration				
1.	The teacher makes a group and applies scattergories game	The students make a group	-Responsible	45minutes
2.	The teacher gives worksheet that has related to scattergories game	The students give attention		

3.	The teacher gives the instruction to the students how to play scattergories game	The students give attention and listen the instruction from the teacher	-Responsible	
4.	The teacher gives the time around 3-5 minutes to discuss the worksheet	The students create a list of words		
5.	The teacher calls the representative group to answer the worksheet	The students respond to the teacher		
6.	The teacher gives rewards for the group who become the winner of playing scattegrories game	The students give attention to the teacher		
<div> <div></div> Confirmation </div>				
1.	The teacher gives correction to the students' work and giving feedback	The students respond to the teacher's feedback	-Responsible	35minutes
2.	The teacher gives individual achievement test to the students	The students do achievement test		
<div> Post- Activities </div>				
1.	The teacher concludes the material about transportation	The students respond the teacher's conclusion	-Responsible	10minutes
2.	Parting (saying goodbye or greeting)	The students answer the teacher's greeting		

H. Learning Resources

- LKS Cermat Bahasa Inggris SD/MI Grade V
- Internet
- Dictionary

I. Aids/Media

- Worksheet of Scattergories Game

J. Evaluation

1. Technique : Written Test
2. Form of instrument : Multiple Choice Test

Instruction:

1. Please choose the correct answer by crossing (X) a, b, c or d!

K. Assessment

$$\text{Final Score} = \frac{\text{Score Achieved}}{\text{Score Maximum}} \times 100$$

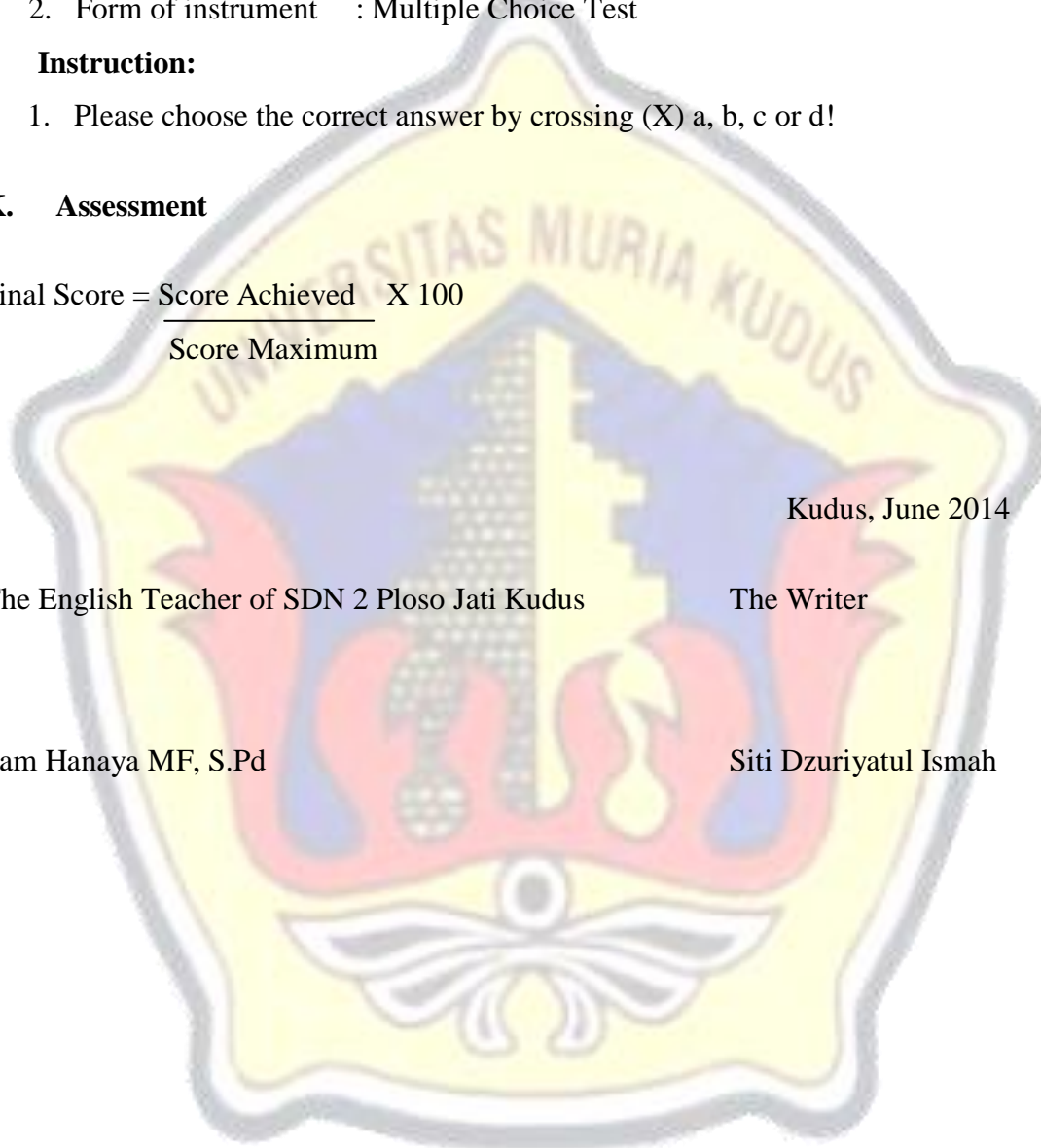
Kudus, June 2014

The English Teacher of SDN 2 Ploso Jati Kudus

The Writer

Sam Hanaya MF, S.Pd

Siti Dzuriyatul Ismah



Appendix 3

Observation Sheet of Cycle 1 (First Meeting)

No.	Step Teaching	Teacher's activities	Students' activities	Note (Unexpected Condition)
Pre- Activities				
1.	Greeting			
2.	Introducing			
3.	Checking students' attendance list			
4.	Checking the students' readiness by asking some questions			
Main Activities				
• Exploration				
1.	Asking the students about their families			
2.	Explaining the material about the name of family			
3.	Giving an example related to the material about family			
• Elaboration				
1.	Making a group and applying scattergories game			

2.	Giving worksheet that had related to scattergories game			
3.	Giving the instruction to the students how to play scattergories game			
4.	Giving the time around 5-8 minutes to discuss the worksheet			
5.	Calling the representative group to answer the category			
6.	Giving rewards for the group who become the winner of playing scattegories game			
• Confirmation				
1.	Giving correction to the students' work and giving feedback			
Post- Activities				
1.	Concluding the material about family			

2.	Asking the students about the material whether the material is difficult or not			
3.	Parting (saying goodbye or greeting)			

**Observation Sheet of Cycle 1
(Second Meeting)**

No.	Step Teaching	Teacher's activities	Students' activities	Note (Unexpected Condition)
Pre- Activities				
1.	Greeting			
2.	Checking students' attendance list			
3.	Checking the students' readiness by asking some questions			
Main Activities				
• Exploration				
1.	Asking the students about the previous material			
2.	Reviewing the material about family			
3.	Giving an example related			

	to the material about family			
• Elaboration				
1.	Making a group and applying scattergories game			
2.	Giving worksheet that had related to scattergories game			
3.	Giving the instruction to the students how to play scattergories game			
4.	Giving the time around 3-5 minutes to discuss the worksheet			
5.	Calling the representative group to answer the category			
6.	Giving rewards for the group who become the winner of playing scattegories game			
• Confirmation				
1.	Giving correction to the students' work and giving feedback			
2.	Giving			

	individual achievement test to the students			
Post- Activities				
1.	Concluding the material about family			
2.	Parting (saying goodbye or greeting)			



Appendix 4

Observation Sheet of Cycle 2 (First Meeting)

No.	Step Teaching	Teacher's activities	Students' activities	Note (Unexpected Condition)
Pre- Activities				
1.	Greeting			
3.	Checking students' attendance list			
4.	Checking the students' readiness by asking some questions			
Main Activities				
• Exploration				
1.	Asking the students about their favorite transportation			
2.	Explaining the material about the kinds of transportation			
3.	Giving an example related to the material about the kinds of transportation			
• Elaboration				
1.	Making a group and applying scattergories game			

2.	Giving worksheet that had related to scattergories game			
3.	Giving the instruction to the students how to play scattergories game			
4.	Giving the time around 5-8 minutes to discuss the category worksheet			
5.	Calling the representative group to answer the category			
6.	Giving rewards for the group who become the winner of playing scattegories game			
• Confirmation				
1.	Giving correction to the students' work and giving feedback			
Post- Activities				
1.	Concluding the material about transportation			

2.	Asking the students about the material whether the material is difficult or not			
3.	Parting (saying goodbye or greeting)			

**Observation Sheet of Cycle 2
(Second Meeting)**

No.	Step Teaching	Teacher's activities	Students' activities	Note (Unexpected Condition)
Pre- Activities				
1.	Greeting			
2.	Checking students' attendance list			
3.	Checking the students' readiness by asking some questions			
Main Activities				
• Exploration				
1.	Asking the students about the previous material			
2.	Reviewing the material about transportation			
3.	Giving an			

	example related to the material about transportation			
• Elaboration				
1.	Making a group and applying scattergories game			
2.	Giving worksheet that had related to scattergories game			
3.	Giving the instruction to the students how to play scattergories game			
4.	Giving the time around 3-5 minutes to discuss the category worksheet			
5.	Calling the representative group to answer the category			
6.	Giving rewards for the group who become the winner of playing scattegories game			
• Confirmation				
1.	Giving correction to the students'			

	work and giving feedback			
2.	Giving individual achievement test to the students			
Post- Activities				
1.	Concluding the material about transportation			
2.	Parting (saying goodbye or greeting)			



Appendix 6

Worksheet of Scattergories Game Cycle 1
(First Meeting)

SCATTERGORIES	
Family	Adjective
<div>S</div>	<div>P</div>
<div>C</div>	<div>H</div>
<div>F</div>	<div>U</div>
Relative Family	Pronoun
<div>A</div>	<div>M</div>
<div>N</div>	<div>H</div>
<div>U</div>	<div>T</div>

Worksheet of Scattergories Game Cycle 1
(Second Meeting)

SCATTERGORIES	
Family	Adjective
M	B
B	G
F	P
Relative Family	Pronoun
U	Y
G	M
N	H

Appendix 7

Worksheet of Scattergories Game Cycle 2
(First Meeting)

SCATTERGORIES	
<div style="background-color: black; color: white; padding: 5px; margin-bottom: 10px;">Land Transportation</div> <div style="display: flex; align-items: center; margin-bottom: 10px;"> <div style="background-color: black; color: red; padding: 10px; font-size: 24px; margin-right: 10px;">C</div> <div style="border-bottom: 1px solid black; width: 100%;"></div> </div> <div style="display: flex; align-items: center; margin-bottom: 10px;"> <div style="background-color: blue; color: red; padding: 10px; font-size: 24px; margin-right: 10px;">B</div> <div style="border-bottom: 1px solid black; width: 100%;"></div> </div> <div style="display: flex; align-items: center;"> <div style="background-color: brown; color: yellow; padding: 10px; font-size: 24px; margin-right: 10px;">T</div> <div style="border-bottom: 1px solid black; width: 100%;"></div> </div>	<div style="background-color: black; color: white; padding: 5px; margin-bottom: 10px;">Water Transportation</div> <div style="display: flex; align-items: center; margin-bottom: 10px;"> <div style="background-color: purple; color: yellow; padding: 10px; font-size: 24px; margin-right: 10px;">B</div> <div style="border-bottom: 1px solid black; width: 100%;"></div> </div> <div style="display: flex; align-items: center; margin-bottom: 10px;"> <div style="background-color: brown; color: green; padding: 10px; font-size: 24px; margin-right: 10px;">C</div> <div style="border-bottom: 1px solid black; width: 100%;"></div> </div> <div style="display: flex; align-items: center;"> <div style="background-color: red; color: green; padding: 10px; font-size: 24px; margin-right: 10px;">S</div> <div style="border-bottom: 1px solid black; width: 100%;"></div> </div>
<div style="background-color: black; color: white; padding: 5px; margin-bottom: 10px;">Air Transportation</div> <div style="display: flex; align-items: center; margin-bottom: 10px;"> <div style="background-color: brown; color: blue; padding: 10px; font-size: 24px; margin-right: 10px;">H</div> <div style="border-bottom: 1px solid black; width: 100%;"></div> </div> <div style="display: flex; align-items: center; margin-bottom: 10px;"> <div style="background-color: magenta; color: purple; padding: 10px; font-size: 24px; margin-right: 10px;">J</div> <div style="border-bottom: 1px solid black; width: 100%;"></div> </div> <div style="display: flex; align-items: center;"> <div style="background-color: red; color: blue; padding: 10px; font-size: 24px; margin-right: 10px;">P</div> <div style="border-bottom: 1px solid black; width: 100%;"></div> </div>	<div style="background-color: black; color: white; padding: 5px; margin-bottom: 10px;">Verb</div> <div style="display: flex; align-items: center; margin-bottom: 10px;"> <div style="background-color: darkblue; color: red; padding: 10px; font-size: 24px; margin-right: 10px;">D</div> <div style="border-bottom: 1px solid black; width: 100%;"></div> </div> <div style="display: flex; align-items: center; margin-bottom: 10px;"> <div style="background-color: green; color: magenta; padding: 10px; font-size: 24px; margin-right: 10px;">P</div> <div style="border-bottom: 1px solid black; width: 100%;"></div> </div> <div style="display: flex; align-items: center;"> <div style="background-color: darkblue; color: magenta; padding: 10px; font-size: 24px; margin-right: 10px;">R</div> <div style="border-bottom: 1px solid black; width: 100%;"></div> </div>

Worksheet of Scattergories Game Cycle 2
(Second Meeting)

SCATTERGORIES	
Water Transportation	Air Transportation
T	P
S	J
C	H
Land Transportation	Verb
A	R
T	D
M	P

Appendix 8

Achievement Test of Cycle 1

Name :

Students' Number :

Please, choose the correct answer by crossing (X) a, b, c or d!

1. This is picture of my....

- a. Mother
- b. Father
- c. Family
- d. Grandfather



2. My grandfather is....

- a. Pretty
- b. Old
- c. Beautiful
- d. Young



3. She is my....

- a. Father
- b. Uncle
- c. Aunt
- d. Brother



4. They are my...

- a. Friends
- b. Grandparent
- c. Uncle
- d. Father



5. Andrew is my brother.

He is very..

- a. Handsome
- b. Old
- c. Pretty
- d. Ugly



6. Ardi is my little...

- a. Sister
- b. Brother
- c. Niece
- d. Uncle



7. What picture is it?

- a. Parent
- b. Brother
- c. Sister
- d. Uncle



8. A: Who is he?


B: He is my...

- a. Aunt
- b. Grandfather
- c. Niece
- d. Sister



9. What picture is it?

- a. Mother
- b. Nephew
- c. Father
- d. Brother



10. A: Who is he?

B: He is my...

- a. Brother
- b. Sister
- c. Grandmother
- d. Grandparent



11. A: How do you call your mothers' mother'

B: I call...

- a. Mother
- b. Aunt
- c. Daughter
- d. Grandmother



12. A: who is your mother's daughter?

B: She is my...

- a. Sister
- b. Brother
- c. Niece
- d. Father



13. What picture is it?

- a. Children
- b. Aunt
- c. Mother
- d. Son in law



14. What picture is it?

- a. Family
- b. Sister
- c. Uncle
- d. Father



15. A: Who is she?

B: She is my...

- a. Aunt
- b. Mother
- c. Grandmother
- d. Sister



16. A: Who is your father's wife?

B: She is my...

A: You are right

- a. Niece
- b. Mother
- c. Nephew
- d. Aunt



17. Your mother is very...

- a. Pretty
- b. Old
- c. Ugly
- d. Handsome



18. A: Who is your mother's son?

B: He is my...

- a. Sister
- b. Niece
- c. Brother
- d. Uncle



19. What picture is she?

- a. Aunt
- b. Father
- c. Brother
- d. Grandfather



20. My little brother is...

- a. Pretty
- b. Old
- c. Beautiful
- d. Young



Appendix 9**Key Answer of Achievement Test Cycle 1**

1. A
2. B
3. C
4. B
5. A
6. B
7. A
8. B
9. C
10. A
11. A
12. A
13. A
14. B
15. C
16. B
17. A
18. C
19. A
20. D



Appendix 10

Achievement Test of Cycle 2

Name :

Students' Number :

Please, choose the correct answer by crossing (X) a, b, c or d!

1. That is a ...

- a. Canoe
- b. Ship
- c. Car
- d. Pedicab



2. It is a...

- a. Bus
- b. Pedicab
- c. Cart
- d. Plane




3. Students go to school by...

- a. Bicycle
- b. Motorcycle
- c. Canoe
- d. Taxi



4. I can not ride a ...

- a. Train
- b. Motorcycle
- c. Bus
- d. Canoe



5. The driver drives a...

- a. Scooter
- b. Pedicab
- c. Truck
- d. Ship




6. That is a...
- a. Canoe
 - b. Hot air ballon
 - c. Bicycle
 - d. Ferry



7. A: Is that a...?
B: Yes, That is.
- a. Ship
 - b. Helicopter
 - c. Pedicab
 - d. Taxi



8. A: Is it a...?
B: Yes, It is.
- a. Taxi
 - b. Bus
 - c. Train
 - d. Car



9. That is a...
- a. Submarine
 - b. Car
 - c. Pedicab
 - d. Bicycle



10. That is an...
- a. Plane
 - b. Ambulance
 - c. Taxi
 - d. Bus




11. My Uncle drives a...

- a. Bus
- b. Taxi
- c. Cart
- d. Motorcycle



12. Father goes to Aceh by a...

- a. Pedicab
- b. Ship
- c. Motorcycle
- d. Car



13. My brother goes to Jakarta by a...

- a. Bicycle
- b. Train
- c. Plane
- d. Car



14. My grandmother always goes by a...

- a. Taxi
- b. Plane
- c. Cart
- d. Pedicab



15. A ... has three wheels.

- a. Bus
- b. Pedicab
- c. Truck
- d. Taxi



16. Bus is kind of ... transportation.

- a. Water
- b. Land
- c. Air
- d. Old



17. That is a...

- a. Fire Engine
- b. Bus
- c. Taxi
- d. Cart



18. A: Is that a...?

B: Yes, that is.

- a. Bemo
- b. Ship
- c. Sailing Boat
- d. Bicycle



19. ... has machine.

- a. Pedicab
- b. Cycle
- c. Scooter
- d. Cart



20. That is a ...

- a. Canoe
- b. Train
- c. Bus
- d. Truck



Appendix 11**Key Answer of Achievement Test Cycle 2**

1. C
2. A
3. A
4. B
5. C
6. B
7. B
8. C
9. A
10. B
11. B
12. B
13. C
14. C
15. B
16. B
17. A
18. C
19. C
20. A



Appendix 12

List of The Students' Name of The 5th Grade Students

No.	Students' Name	Students' Code
1.	Novan Adha Pratama	NAP
2.	Muhammad Imam Santoso	MIS
3.	Rifki Kurniawan	RK
4.	Irfan Maulana	IM
5.	Adnan Mustofa	AM
6.	Nur Choiriyah	NC
7.	Sekar Ayu Arimbi	SAA
8.	Adilla Elsa Fitriani	AEF
9.	Afriqiani Ferbiyanti	AF
10.	Afrocha Elvanur	AE
11.	Badria Aulia Safitri	BAS
12.	Bagus Pratama	BP
13.	Daryl Jovanka	DJ
14.	Diyah Puspita	DP
15.	Faizal Reza	FR
16.	Fitri Ramandani	FR
17.	Firdayatul Rizky	FR
18.	Maulida Calvina Elsandro	MCE
19.	Muhammad Rizal	MR
20.	Najla Dewi Gayatri	NDG
21.	Nana Arbiyanti	NA
22.	Novita Kumala Sari	NKS
23.	Nugroho Saputra	NS
24.	Mahendra Putra Novianto	MPN
25.	Rania Fairuz Mirza	RFM
26.	Rizky Dwi Saputra	RDS
27.	Salma Qoirul Nisa	SQN
28.	Syahrul Wibowo	SW
29.	Tsuraya Alifia Taftazani	TAT
30.	Umar Ali Syofudain	UAS
31.	Zacky Yulia Bonaro	ZYB
32.	Salsa Sabilla	SS
33.	Hendri Perdana	HP
34.	Bagus Putra Utama	BPU
35.	Dani Wahyudi	DW

Appendix 13**Documentation of Classroom Activities**

YAYASAN PEMBINA UNIVERSITAS MURIA KUDUS
UNIVERSITAS MURIA KUDUS

Kampus UMK Gondangmanis Bae Kudus PO. Box 53 Phone/Fax.0291 – 438229

KETERANGAN SELESAI BIMBINGAN

Yang bertanda tangan dibawah ini:

Nama : Diah Kurniati, S.Pd, M.Pd

NIS : 061070100001190

Jabatan : Pembimbing I

Nama : Dra. Sri Endang Kusmaryati, M.Pd

NIS : 0610713020001009

Jabatan : Pembimbing II

Menerangkan bahwa

Nama : Siti Dzuriyatul Ismah

NIM/Semester: 201032055/ 8

Program studi : Pendidikan Bahasa Inggris

Telah menyelesaikan bimbingan skripsi dengan judul:

The Use of Scattergories Game to Increase the Vocabulary Mastery of the Fifth Grade Students of SDN 2 Ploso Jati Kudus in Academic Year 2013-2014

Demikian surat keterangan ini dibuat sebagai syarat untuk mengajukan permohonan ujian terakhir.


Kudus, Agustus 2014

Pembimbing II

Pembimbing I


Dra. Sri Endang Kusmaryati, M.Pd

NIS. 0610713020001009


Diah Kurniati, S.Pd, M.Pd

NIS. 061070100001190

YAYASAN PEMBINA UNIVERSITAS MURIA KUDUS
UNIVERSITAS MURIA KUDUS

Kampus UMK Gondangmanis Bae Kudus PO. Box 53 Phone/Fax.0291 – 438229

PERMOHONAN UJIAN SKRIPSI

Yang bertanda tangan dibawah ini:

Nama : Siti Dzuriyatul Ismah

NIM/Semester: 201032055/ 8

Program studi : Pendidikan Bahasa Inggris

Mengajukan permohonan menempuh ujian skripsi.

Bersama ini kami lampirkan hal-hal sebagai berikut.


1. Surat pernyataan mahasiswa tentang orisinalitas skripsi
2. Surat keterangan selesai bimbingan skripsi
3. Naskah skripsi 4 eksemplar
4. Tanda bukti pembayaran biaya bimbingan dan ujian skripsi
5. Transkrip nilai yang telah lulus dengan IPK minimal 3,0.

Kudus, Agustus 2014

Mengetahui

Ka. Prodi Pendidikan Bahasa Inggris

Pemohon


Diah Kurniati, S.Pd, M.Pd
NIS. 0610701000001190

Siti Dzuriyatul Ismah

YAYASAN PEMBINA UNIVERSITAS MURIA KUDUS
UNIVERSITAS MURIA KUDUS

Kampus UMK Gondangmanis Bae Kudus PO. Box 53 Phone/Fax.0291 – 438229

STATEMENT

Name : Siti Dzuriyatul Ismah

NIM : 201032055

Study Program: English Education Department

Skripsi Title : The Use of Scattergories Game to Increase the Vocabulary Mastery of the Fifth Grade Students of SDN 2 Ploso Jati Kudus in Academic Year 2013-2014

State that this skripsi is indeed the scientific work of mine, not that of others. I only make some certain quotations from others' as references I need to support my skripsi.

I am fully responsible for this statement.

Kudus, August 2014

The Writer

Siti Dzuriyatul Ismah

CURRICULUM VITAE



Her name is Siti Dzuriyatul Ismah. Her nickname is Ismah. She was born on October 28th 1991 in Kudus. Now, she lives in Ploso Jati Kudus. She is the first child of Mr. Yahwan and Mrs. Surati. She has brother who always loves her. His brother's name is Wahyu Hidayat.

She was graduated from SDN 2 Ploso Jati Kudus in 2004, Mts NU Muallimat Kudus in 2007 and MA NU Muallimat Kudus in 2010. Then, she continued her study at Muria Kudus University majoring the study program of English Education Department.

